

www.planscape.co.uk



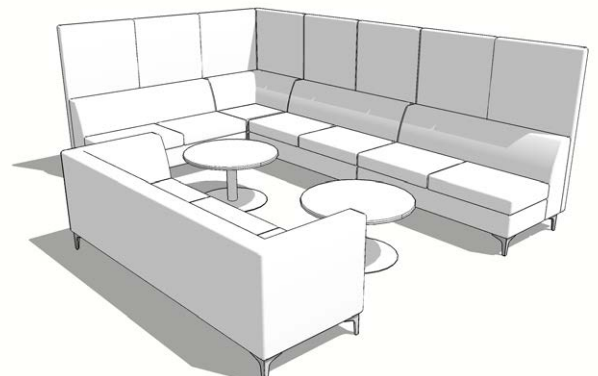
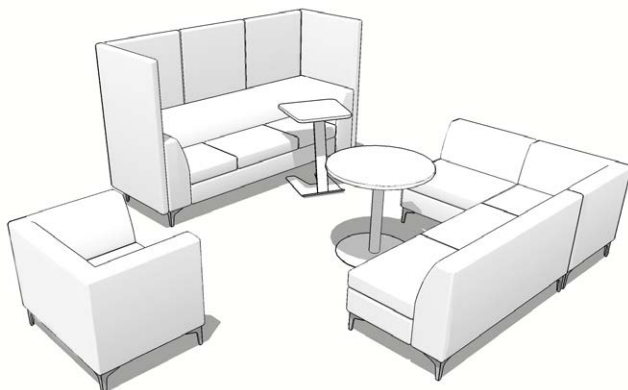
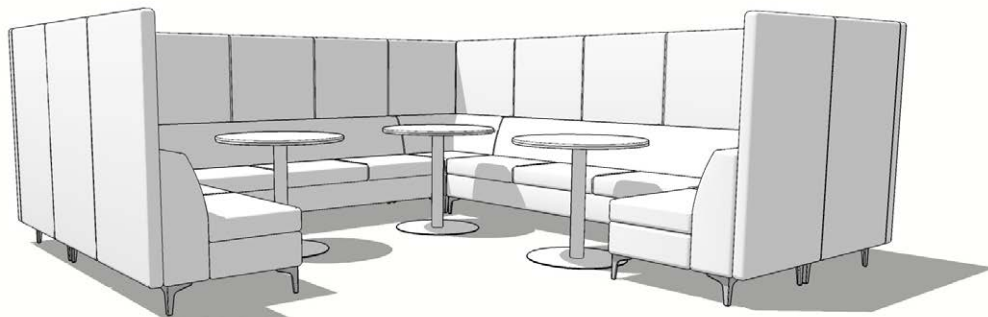
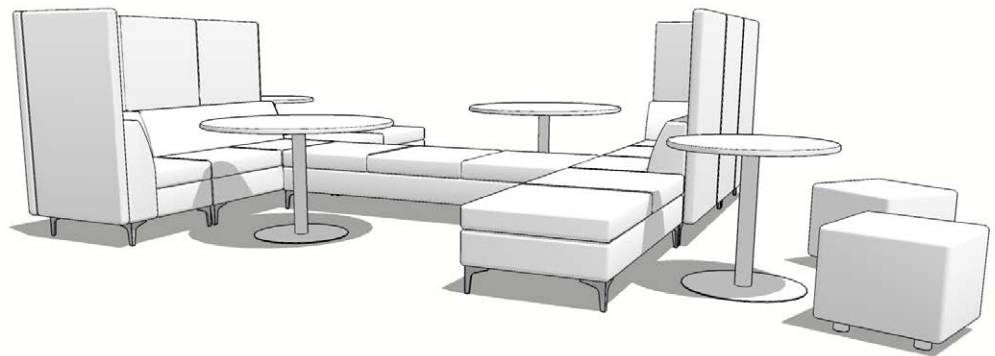
SIMOOM SPACES

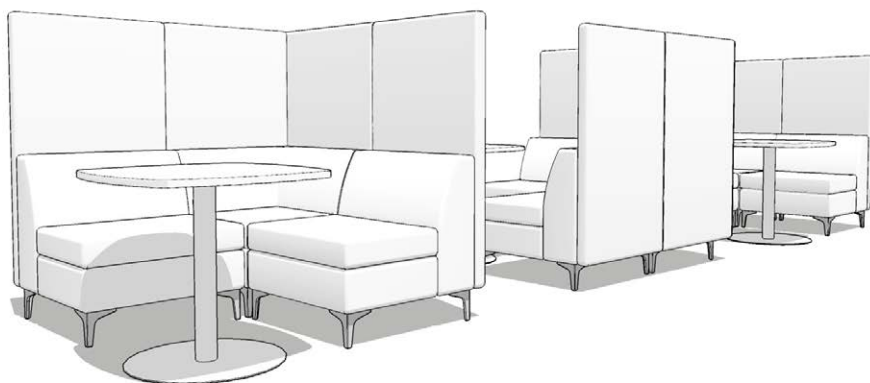
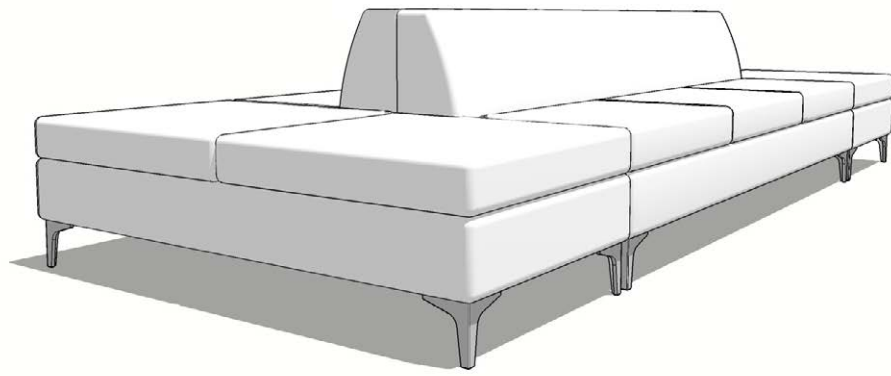


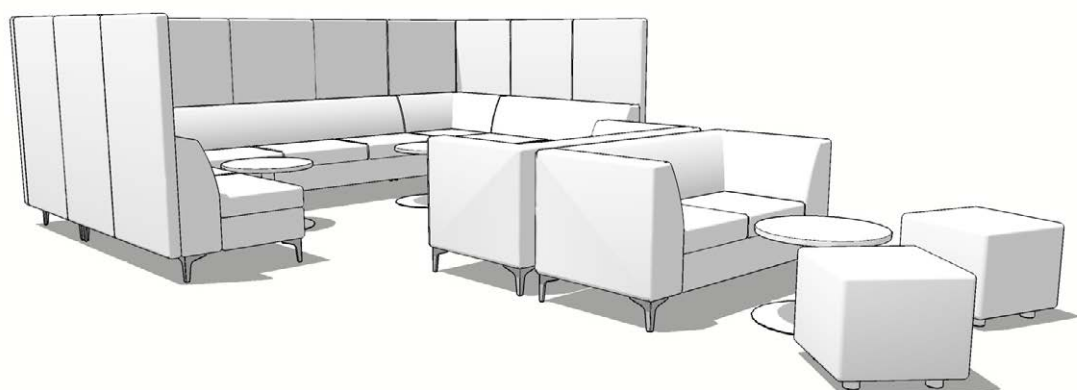
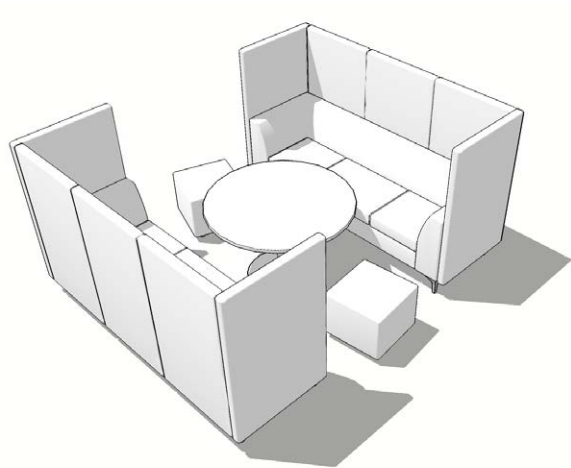
SIMOOM

The Simoom range of modular seating provides an opportunity to create a versatile workspace for the modern office.

With a variety of low and high-backed options to form both open plan, collaborative areas and individual private spaces.









SM01
SINGLE SEAT - NO ARMS



SM02
SINGLE CORNER SEAT



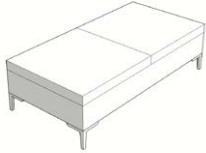
SM03
3 SEAT SOFA - NO ARMS



SM04
2 SEATER SOFA



SM05
3 SEATER SOFA



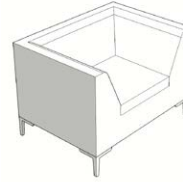
SM06
2 SEATER - NO BACK



SM07
3 SEATER - NO BACK



SM08
2 SEATER SOFA - NO ARMS
WITH HIGH BACK



SM09
SINGLE ARM CHAIR



SM10
2 SEATER SOFA
WITH HIGH BACK



SM11
3 SEATER SOFA
WITH HIGH BACK



SM12
2 SEATER SOFA - NO ARMS



SM13L
SINGLE CORNER SEAT L/H
WITH HIGH BACK



SM13R
SINGLE CORNER SEAT R/H
WITH HIGH BACK



SM14
SINGLE SEATER - NO ARMS
WITH HIGH BACK



SM15
2 SEATER SOFA
WITH LEFT ARM



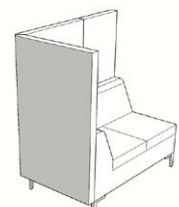
SM16
2 SEATER SOFA
WITH RIGHT ARM



SM17
SINGLE SEAT - NO BACK



SM20
SINGLE SEATER - NO ARMS
WITH HIGH BACK AND
SIDE SCREENS



SM21
2 SEATER SOFA, RIGHT ARM
WITH HIGH BACK




SM22
2 SEATER SOFA, LEFT ARM
WITH HIGH BACK



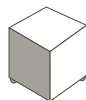
SM24
3 SEATER SOFA -
NO ARMS WITH HIGH BACK



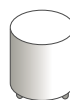
SM27
SINGLE ARM CHAIR
WITH 3 SCREENS



SM31
SEMI-CIRCULAR
SEAT



DR4
RECEPTION
SQUARE STOOL



DR5
RECEPTION
CIRCULAR STOOL

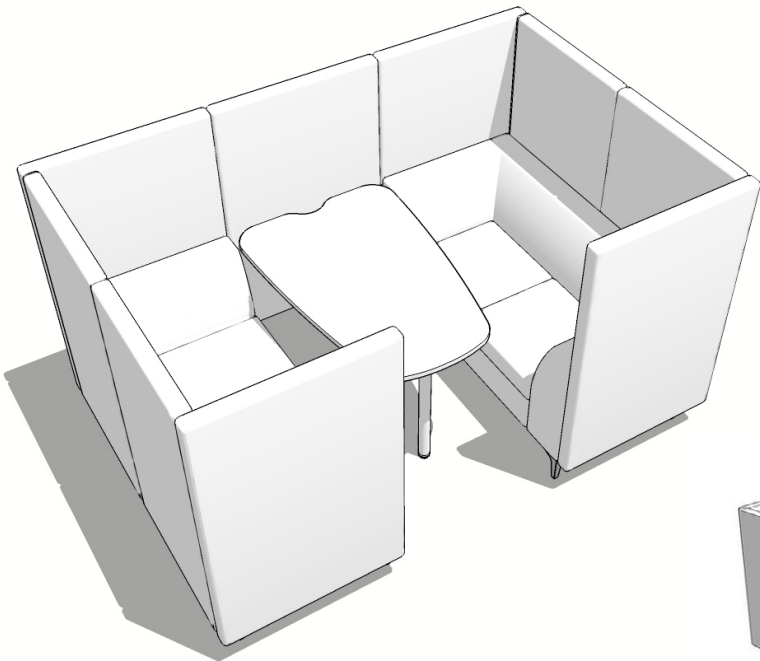


DRH
RECEPTION
HEXSTOOL

		Band A	Band B	Band C	Band D	Band E	Overall		
							Width	Depth	Height
FABRIC BANDS £	SM01						730	730	760
	SM02						730	730	760
	SM03						2200	730	760
	SM04						1460	730	760
	SM05						2200	730	760
	SM06						1460	730	450
	SM07						2200	730	450
	SM08						1460	800	1400
	SM09						910	730	760
	SM10						1600	800	1400
	SM11						2300	800	1400
	SM12						1440	730	760
	SM13L						800	800	1400
	SM13R						800	800	1400
	SM14						730	800	1400
	SM15						1255	730	760
	SM16						1255	730	760
	SM17						730	730	450
	SM20						870	800	1400
	SM21						1310	800	1400
	SM22						1310	800	1400
	SM24						2200	800	1400
	SM27						1030	800	1400
	SM31						1460	730	450
	DR4						430x430		440
	DR5						400 dia		440
	DRH						400		440

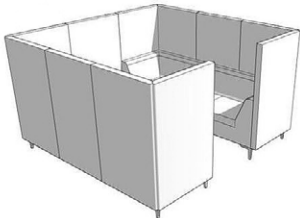
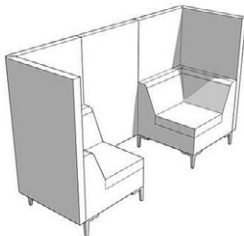
DIMENSIONS (mm)

SIMOOM SCREENS



A choice of black, white or chrome legs are available for all modules.


By including an adjoining screen and table, you are able to easily create a stand lone informal office/meeting area for 2, 4 or 6 people, cable management and power points options available.



SM25
800MM ADJOINING
WIDE SCREEN ONLY



SM25(1)
800MM ADJOINING
WIDE SCREEN WITH
ONE LOWER PORTHOLE



SM25(2)
800MM ADJOINING
WIDE SCREEN WITH
TWO PORTHOLES

	Band A	Band B	Band C	Band D	Band E
FABRIC BANDS £					
	SM25				
	SM25(1)				
	SM25(2)				

	Width	Height
DIMENSIONS (mm)		
	800	760
	800	760
	800	760

standard portholes
Please state required finishes and
suffix code when ordering. Other
colours available on request.



BLACK - BK



SILVER - SL

optional extras
USB & POWER SOCKET
Fitted to plinth of seat only
£100



SIMOOM TABLES

A large range of coffee and dining tables are available along with an individual work/laptop table.

All with different top and leg options and colours.



SM26



SM26(1)



SM26(2)

FREE STANDING THREE LEGGED BOOTH TABLE

Scalloped back (screen side) to enable fitting of power block and/or monitor arm. Top thickness 25mm

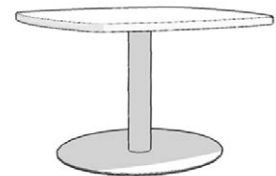


SM32

WORK TABLE

Scalloped shaped. Top thickness 25mm

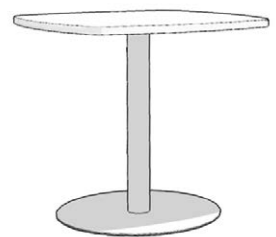
PRICE £		Length	Width	Height	
	SM26	750	800	740	DIMENSIONS (mm)
	SM26(1)	1200	800	740	
	SM26(2)	1600	800	740	
	SM32	480	500/400	710	
	SM33	600 dia		430	
	SM34	800 dia		430	
	SM35	1000 dia		430	
	SM36	600 dia		720	
	SM37	800 dia		720	
	SM38	1000 dia		720	



SM33 - 5

COFFEE TABLE

Circular shaped top and base. Top thickness 25mm




SM36 - 8

DINING TABLE

Circular shaped top and base. Top thickness 25mm

table finishes



WHITE - WH



CREAM - CM



GREY - GY



BLACK - BK



MAPLE - MA



OAK - AO



BEECH - BE

For required finishes, please suffix code. Standard specification will match the edge finish with the top finish.
Standard leg frame colours - white, polished eco-chrome or black. Other leg frame colours available on request.

fabric bands

For samples of fabric, please contact your local distributor or sales representative.

For other fabric or hide requirements, please contact our Sales Office for price and availability.

A	CAMIRA				
	ERA				
	INLOOM				
	ALBA				
B	CAMIRA				
	X2				
C	CAMIRA				
	ASPECT	CANOPY	HALCYON CEDAR	MANILA	
	MAINLINE FLAX	MAINLINE +	OCEANIC	PATINA	VITA
	PANAZ				
	ZEST	ASTON			
	CHIEFTAIN				
	CARINO	JUST COLOUR	JUST PATTERNS	LIONELLA	PASHA
	INLOOM				
	JET BIO ACTIVE	MILANO	RIVA	ROCCIA	SEALIFE
	SPRADLING				
D	CAMIRA				
	24/7FLAX	24/7+	AQUARIUS	BLAZER	HALCYON ASPEN / BLOSSOM
	REGENT	KYOTO	SUMI	SILK	SYNERGY
	TRACK				
	PANAZ				
	FUSION				
	CHIEFTAIN				
	CAROUSEL	RAVEL			
	INLOOM				
	SPAZIO				
E	CAMIRA				
	CRAGGAN FLAX	DECA	SYNERGY QUILT	YOREDALE	ZAP
	INLOOM				
	CORTE				
	BLACK HIDE				

COLOURED LEATHERS - PLEASE CONTACT SALES OFFICE.

CUSTOMER'S OWN MATERIAL

Customer's own material is priced under Band A pricing fabric and subject to Air Seating approval.

Please contact the Sales Office for further information.