

## ASTRO

With their clean and elegant design Astro desks are ideal to meet the requirements of individual or shared workspaces.


With an elegant arched framework and a “floating” worktop effect, it is the ideal choice for open offices where space usage needs to be optimised. With a range of accessories and cable management options **Astro** can be adapted and upgraded to meet changing office requirements.







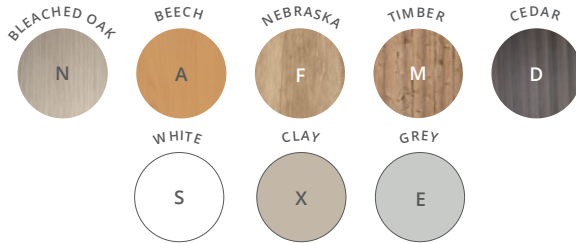
ASTRO




## CHARACTERISTICS




Metal legs finishes



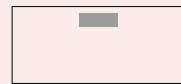
Tops and B-box console MFC finishes



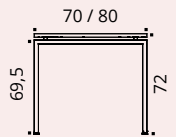
Tops with cable ports  
(D 70 / D 80 cm)



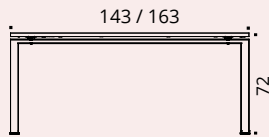
Tops with scalloped edge  
(D 70 / D 80 cm)



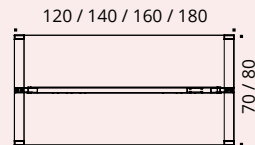
Tops with Top Access hatch  
(only D 80 cm)



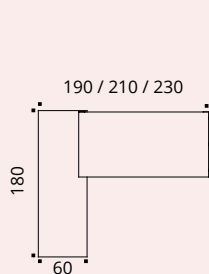
Arch leg



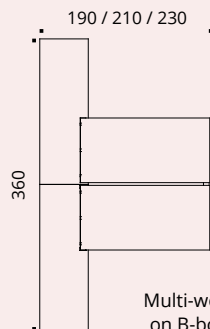
Multi-workstations arch leg



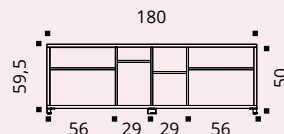
Desk - top view



Single desk  
on B-box console  
top view



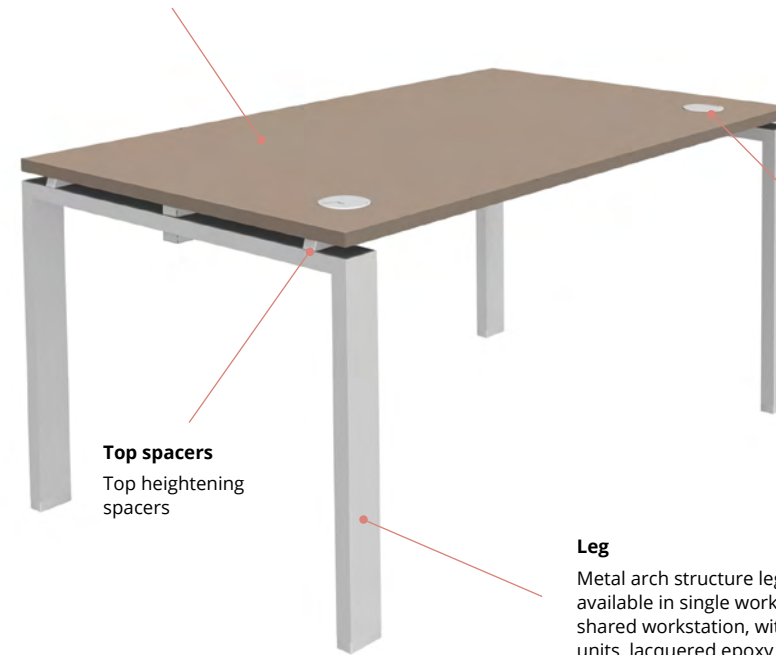
Multi-workstations  
on B-box console  
top view



B-box console  
front view

### Top

25 mm thick Structutex® melamine-coated tops. 2 mm thick shock-proof ABS edging.



### Top spacers

Top heightening spacers

### Leg

Metal arch structure leg configuration, 70 x 30 mm, available in single workstation and/or double arch for shared workstation, with recessed add-on leg for add-on units, lacquered epoxy finish.

ASTRO



### Electrification

Top fitted with Ø 80 mm cable ports, a single Top Access hatch or a 2 cm deep scallop, depending on version.

## TECHNICAL DESCRIPTION

- 25 mm thick Structutex® melamine-coated tops.
- 2 mm thick shock-proof ABS edging.
- Tops fitted with Ø 80 mm cable ports (aluminium finish as standard, optional white or black finishes), a Top Access hatch (useful dimensions L 30,9 / D 11,6 cm) or a 2 cm deep scallop to feed cables.
- Metal arch legs in lacquered epoxy finish, cross-section 70 x 30, available in single version or double arch version for shared workstation, with recessed arch leg on add-on units to move easily from one desk to another.
- Adjustable screw feet to compensate for any unevenness in the floor.
- In back-to-back configuration, a 3 cm gap is provided between the tops for a screen divider or to feed cables.
- Also available in sliding top version, for easy access to the cables and your electrical connections.
- Single or multi-workstation desks available with B-box return console (dim. L 180 / D 60 / H 59,5 cm). The B-box console, which can be positioned on the right or left of the desks, consists of 2 compartments L 56 / D 56 cm and 2 compartments L 29 / D 56 / H 50 cm.
- Optionally, the B-box console can be equipped with 1 hinged door, 1 sliding door or 1 drawer for lateral filing.
- An optional top unit can be placed on the B-box.

# ASTRO



Metal legs finishes



Tops MFC finishes

## SINGLE DESKS with cable ports



D 70 CM



D 80 CM

		Dim. (cm)	Ref.	Leg finish	Top finish		Ref.	Leg finish	Top finish
<b>Straight desks</b> H 72 cm		L 120	BK64	+	+		BU58	+	+
		L 140	BK65	+	+		BP16	+	+
		L 160	BT27	+	+		BN09	+	+
		L 180	—	—	—		BN10	+	+

<b>Extension / Return</b> On arche leg H 72 cm		D 60 / L 80 For straight top	BU30	+	+		BU31	+	+
--	--	---------------------------------	------	---	---	--	------	---	---

		Dim. (cm)	Ref.	Leg finish	Top finish
<b>Compact desks</b> D 80 to 110 / H 72 cm D 60 cm return		L 160 right hand return	BP27	+	+
		L 160 left hand return	BP28	+	+
		L 180 right hand return	BP29	+	+
		L 180 left hand return	BP30	+	+

### ► Options

		Dim. (cm)	ALUMINIUM Ref.	WHITE Ref.	BLACK Ref.
<b>Single metal cable trays</b> D 16 / H 8 cm Useful H 4 cm		L 90 for L 120 desk	AZ201K	AZ207S	AZ205G
		L 110 for L 140 desk	AZ211K	AZ217S	AZ215G
		L 130 for L 160 desk	AZ221K	AZ227S	AZ225G
		L 150 for L 180 desk	AZ231K	AZ237S	AZ235G

<b>Cable port covers</b>		Ø 80 mm - To fit into D 80 mm cable port Set of 2	AX061K	AX067S	AX065G
--------------------------	--	---	--------	--------	--------

Tops come with aluminium finish cable port covers





Metal legs finishes



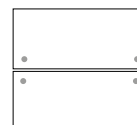
Tops MFC finishes

ASTRO

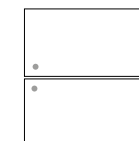


## MULTI-WORKSTATIONS

with cable ports



D 143 CM

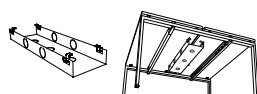


D 163 CM

		Dim. (cm)	Ref.	Leg finish	Top finish		Ref.	Leg finish	Top finish
<b>2 back to back desks</b> <b>Starter element</b> H 72 cm		L 120	BQ98	+	+		BP17	+	+
		L 140	BR00	+	+		BU67	+	+
		L 160	BR42	+	+		BP18	+	+
		L 180	—	—	—		BP19	+	+
<b>2 back to back desks</b> <b>Add-on unit</b> H 72 cm		L 120	BQ99	+	+		BU68	+	+
		L 140	BR01	+	+		BU69	+	+
		L 160	BR43	+	+		BU70	+	+
		L 180	—	—	—		BU71	+	+

### ► Options

**Double metal cable trays**  
D 20 / H 8 cm  
Useful H 7 cm



Dim. (cm)

Ref.

L 70 for L 120 desk  
L 90 for L 140 desk  
L 110 for L 160 desk  
L 130 for L 180 desk

BN721K  
BN731K  
BN741K  
BN751K

ALUMINIUM

WHITE

BLACK

Dim. (cm)

Ref.

Ref.

Ref.

**Cable port covers**



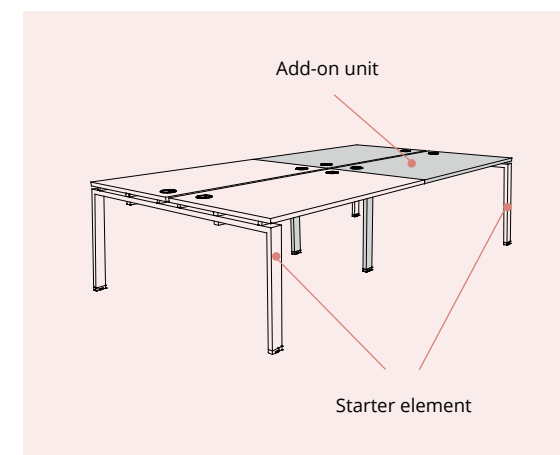
Ø 80 mm - To fit into  
D 80 mm cable port  
Set of 2

AX061K

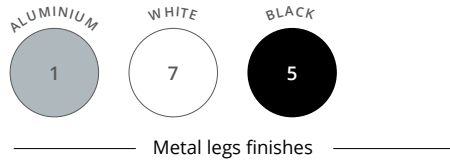
AX067S

AX065G

*Tops come with aluminium finish cable port covers*

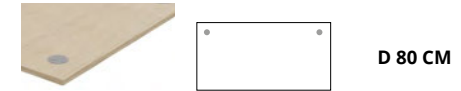


How to order ? 2 back to back desks with cable ports, L 160 / D 163 cm, add-on unit, **Aluminium** metal leg, **Cedar** MFC finish top = BU70 + **1** **D**



## SINGLE DESKS

with cable ports on B-box console

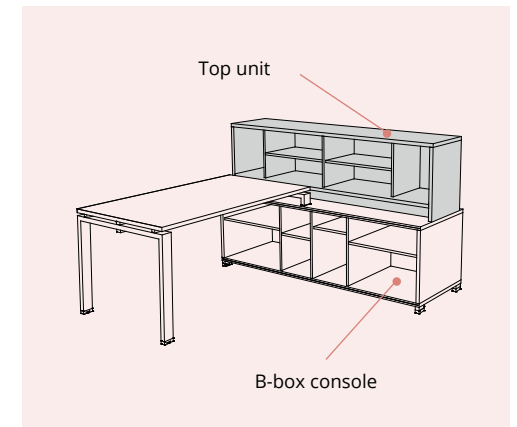


		Main station dim. (cm)	Total dim. (cm)	Ref.	Leg finish	Top and B-box finish
<b>Straight desks D 80 cm on B-box console</b> H 72 cm The B-box console can be positioned on the right or the left		D 80 / L 140	D 180 / L 190	DF61	+	+
		D 80 / L 160	D 180 / L 210	DF62	+	+
		D 80 / L 180	D 180 / L 230	DF63	+	+
<b>2 Straight desks D 80 cm in staggered configuration on shared B-box console</b> H 72 cm		D 80 / L 140	D 180 / L 320	DF67	+	+
		D 80 / L 160	D 180 / L 360	DF68	+	+
		D 80 / L 180	D 180 / L 400	DF69	+	+

### ► B-box options



		Ref.	Finish
<b>Hinged door</b> (to be fitted on the right or the left)		DF843	+
<b>Sliding door</b> (to be fitted on the right or the left)		DF853	+
<b>Drawer unit for lateral filing*</b> (front included) <i>* Not compatible with hinged door</i>		BX163	+
<b>Top unit for console</b> (to be placed on B-box) D 40 / H 52,5 / L 180 cm		DH923	+
<b>Sliding pen tray</b>		BF901K	Grey





Metal legs finishes



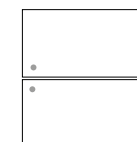
Tops and B-box MFC finishes

ASTRO



## MULTI-WORKSTATIONS

with cable ports on B-box consoles



D 163 CM

		Main station dim. (cm)	Total dim. (cm)	Ref.	Leg finish	Top and B-box finish
<b>2 back to back desks D 80 cm on 2 B-box consoles</b> H 72 cm		D 163 / L 140	D 360 / L 190	DF73	+	+
		D 163 / L 160	D 360 / L 210	DF74	+	+
		D 163 / L 180	D 360 / L 230	DF75	+	+

### ► B-box options



		Ref.	Finish
<b>Hinged door</b> (to be fitted on the right or the left)		DF843	+
<b>Sliding door</b> (to be fitted on the right or the left)		DF853	+
<b>Drawer unit for lateral filing*</b> (front included) *Not compatible with hinged door		BX163	+
<b>Top unit for console</b> (to be placed on B-box) D 40 / H 52,5 / L 180 cm		DH923	+
<b>Sliding pen tray</b>		BF901K	Grey



How to order ? 2 back to back desks on 2 B-box consoles, L 140 cm, **Aluminium** metal leg, **Cedar** MFC finish top and B-box = DF73 + D



# ASTRO



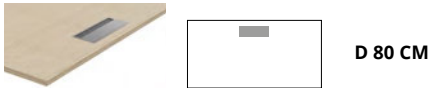
ALUMINIUM 1
WHITE 7
BLACK 5

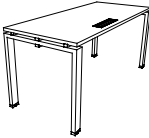

\_\_\_\_\_ Metal legs finishes \_\_\_\_\_

BLEACHED OAK N
BEECH A
NEBRASKA F
TIMBER M
CEDAR D
WHITE S
CLAY X
GREY E

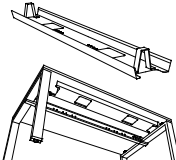
\_\_\_\_\_ Tops MFC finishes \_\_\_\_\_

## SINGLE DESKS with Top Access hatch



	Dim. (cm)	Ref.	Leg finish	Top finish
<b>Straight desks</b> H 72 cm 	L 120	DE43	+ <input type="checkbox"/>	+ <input type="checkbox"/>
	L 140	DE44	+ <input type="checkbox"/>	+ <input type="checkbox"/>
	L 160	DE45	+ <input type="checkbox"/>	+ <input type="checkbox"/>
	L 180	DE46	+ <input type="checkbox"/>	+ <input type="checkbox"/>
<b>Extension / Return</b> On arch leg H 72 cm 	D 60 / L 80 cm For straight top	BU31	+ <input type="checkbox"/>	+ <input type="checkbox"/>

### ► Options

► Options		<div><div></div>ALUMINIUM</div>	<div><div></div>WHITE</div>	<div><div></div>BLACK</div>	
	Dim. (cm)	Ref.	Ref.	Ref.	
<b>Single metal cable trays</b> D 16 / H 8 cm Useful H 4 cm		L 90 for L 120 desk	AZ201K	AZ207S	AZ205G
		L 110 for L 140 desk	AZ211K	AZ217S	AZ215G
		L 130 for L 160 desk	AZ221K	AZ227S	AZ225G
		L 150 for L 180 desk	AZ231K	AZ237S	AZ235G





Metal legs finishes



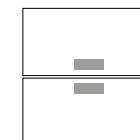
Tops MFC finishes

ASTRO



## MULTI-WORKSTATIONS

with Top Access hatch



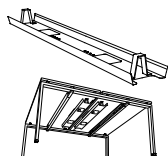
D 163 CM

		Dim. (cm)	Ref.	Leg finish	Top finish
<b>2 back to back desks D 80 cm</b> <b>Starter element</b> D 163 / H 72 cm		L 120	DE47	+ <input type="checkbox"/>	+ <input type="checkbox"/>
		L 140	DE48	+ <input type="checkbox"/>	+ <input type="checkbox"/>
		L 160	DE49	+ <input type="checkbox"/>	+ <input type="checkbox"/>
		L 180	DE50	+ <input type="checkbox"/>	+ <input type="checkbox"/>
<b>2 back to back desks D 80 cm</b> <b>Add-on unit</b> D 163 / H 72 cm		L 120	DE51	+ <input type="checkbox"/>	+ <input type="checkbox"/>
		L 140	DE52	+ <input type="checkbox"/>	+ <input type="checkbox"/>
		L 160	DE53	+ <input type="checkbox"/>	+ <input type="checkbox"/>
		L 180	DE54	+ <input type="checkbox"/>	+ <input type="checkbox"/>

### ► Options

#### Single metal cable trays\*

D 16 / H 8 cm  
Useful H 4 cm



Dim. (cm)

L 90 for L 120 desk  
L 110 for L 140 desk  
L 130 for L 160 desk  
L 150 for L 180 desk

ALUMINIUM

Ref.

AZ201K  
AZ211K  
AZ221K  
AZ231K

WHITE

Ref.

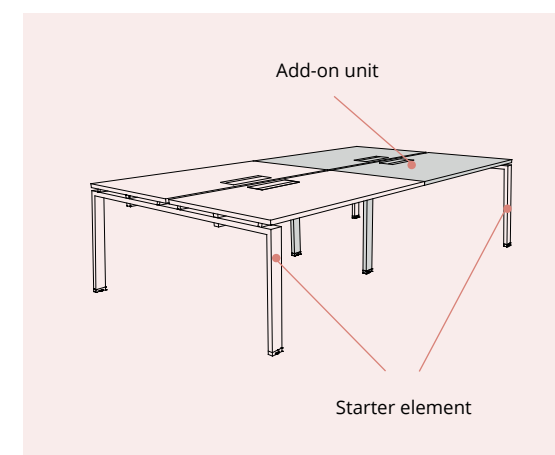
AZ207S  
AZ217S  
AZ227S  
AZ237S

BLACK

Ref.

AZ205G  
AZ215G  
AZ225G  
AZ235G

\* Allow for the installation of 2 cable trays for multi-workstation desks with Top Access hatch



How to order ? 2 back to back desks with Top Access hatch, L 160 / D 163 cm, starter element, **Aluminium** metal leg, **Cedar** MFC finish top = DE49 + ☐ 1 ☐ D




Metal legs finishes



Tops and B-box MFC finishes

# SINGLE DESKS

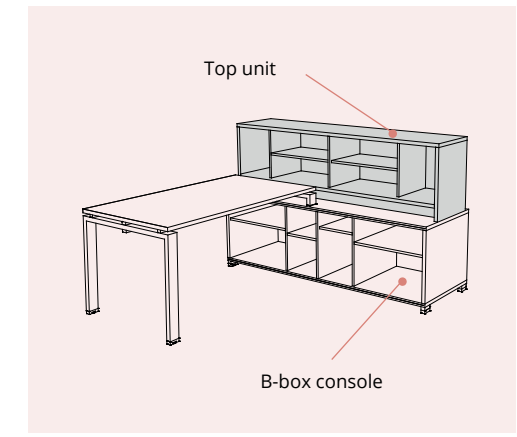
with Top Access hatch on B-box console



		Main station dim. (cm)	Total dim. (cm)	Ref.	Leg finish	Top and B-box finish
<b>Straight desks D 80 cm on B-box console</b> H 72 cm The B-box console can be positioned on the right or the left		D 80 / L 140	D 180 / L 190	DF64	+ <input type="checkbox"/>	+ <input type="checkbox"/>
		D 80 / L 160	D 180 / L 210	DF65	+ <input type="checkbox"/>	+ <input type="checkbox"/>
		D 80 / L 180	D 180 / L 230	DF66	+ <input type="checkbox"/>	+ <input type="checkbox"/>
<b>2 Straight desks D 80 cm in staggered configuration on shared B-box console</b> H 72 cm		D 80 / L 140	D 180 / L 320	DF70	+ <input type="checkbox"/>	+ <input type="checkbox"/>
		D 80 / L 160	D 180 / L 360	DF71	+ <input type="checkbox"/>	+ <input type="checkbox"/>
		D 80 / L 180	D 180 / L 400	DF72	+ <input type="checkbox"/>	+ <input type="checkbox"/>

## ► B-box options ☐ S ☐ X ☐ G

		Ref.	Finish
<b>Hinged door</b> (to be fitted on the right or the left)		DF843	+ <input type="checkbox"/>
<b>Sliding door</b> (to be fitted on the right or the left)		DF853	+ <input type="checkbox"/>
<b>Drawer unit for lateral filing*</b> (front included) <i>* Not compatible with hinged door</i>		BX163	+ <input type="checkbox"/>
<b>Top unit for console</b> (to be placed on B-box) D 40 / H 52,5 / L 180 cm		DH923	+ <input type="checkbox"/>
<b>Sliding pen tray</b>		BF901K	Grey





Metal legs finishes

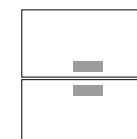


Tops and B-box MFC finishes

ASTRO

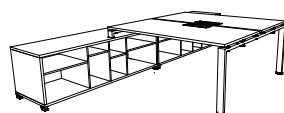


## MULTI-WORKSTATIONS with Top Access hatch on B-box consoles



D 163 CM

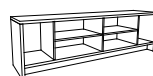
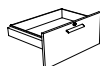
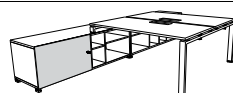
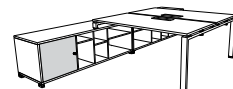
	Main station dim. (cm)	Total dim. (cm)	Ref.	Leg finish	Top and B-box finish
<b>2 back to back desks D 80 cm on 2 B-box consoles</b> H 72 cm	D 163 / L 140	D 360 / L 190	DF76	+	+
	D 163 / L 160	D 360 / L 210	DF77	+	+
	D 163 / L 180	D 360 / L 230	DF78	+	+



### ► B-box options

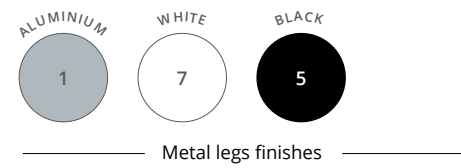


	Ref.	Finish
<b>Hinged door</b> (to be fitted on the right or the left)	DF843	+
<b>Sliding door</b> (to be fitted on the right or the left)	DF853	+
<b>Drawer unit for lateral filing*</b> (front included) * Not compatible with hinged door	BX163	+
<b>Top unit for console</b> (to be placed on B-box) D 40 / H 52,5 / L 180 cm	DH923	+
<b>Sliding pen tray</b>	BF901K	Grey



How to order ? 2 back to back desks on 2 B-box consoles, L 180 cm, **Black** metal leg, **Bleached Oak** MFC finish Top and B-box = DF78 + **5** **N**





SINGLE DESKS  
with sliding top



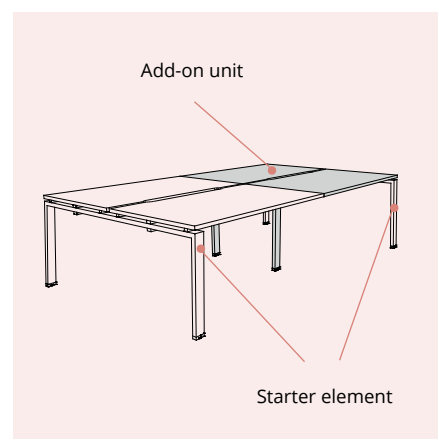
D 70 CM					D 80 CM		
	Dim. (cm)	Ref.	Leg finish	Top finish	Ref.	Leg finish	Top finish
<b>Straight desks</b> H 72 cm Metal cable tray included	L 120	DK21	+ <input type="checkbox"/>	+ <input type="checkbox"/>	DK24	+ <input type="checkbox"/>	+ <input type="checkbox"/>
	L 140	DK22	+ <input type="checkbox"/>	+ <input type="checkbox"/>	DK25	+ <input type="checkbox"/>	+ <input type="checkbox"/>
	L 160	DK23	+ <input type="checkbox"/>	+ <input type="checkbox"/>	DK26	+ <input type="checkbox"/>	+ <input type="checkbox"/>
	L 180	—	—	—	DK27	+ <input type="checkbox"/>	+ <input type="checkbox"/>



MULTI-WORKSTATIONS  
with sliding tops



D 143 CM					D 163 CM		
	Dim. (cm)	Ref.	Leg finish	Top finish	Ref.	Leg finish	Top finish
<b>2 back to back desks Starter element</b> H 72 cm Metal cable tray included	L 120	DF86	+ <input type="checkbox"/>	+ <input type="checkbox"/>	DH43	+ <input type="checkbox"/>	+ <input type="checkbox"/>
	L 140	DF87	+ <input type="checkbox"/>	+ <input type="checkbox"/>	DF92	+ <input type="checkbox"/>	+ <input type="checkbox"/>
	L 160	DF88	+ <input type="checkbox"/>	+ <input type="checkbox"/>	DF93	+ <input type="checkbox"/>	+ <input type="checkbox"/>
	L 180	—	—	—	DF94	+ <input type="checkbox"/>	+ <input type="checkbox"/>
<b>2 back to back desks Add-on unit</b> H 72 cm Metal cable tray included	L 120	DF89	+ <input type="checkbox"/>	+ <input type="checkbox"/>	DH44	+ <input type="checkbox"/>	+ <input type="checkbox"/>
	L 140	DF90	+ <input type="checkbox"/>	+ <input type="checkbox"/>	DF95	+ <input type="checkbox"/>	+ <input type="checkbox"/>
	L 160	DF91	+ <input type="checkbox"/>	+ <input type="checkbox"/>	DF96	+ <input type="checkbox"/>	+ <input type="checkbox"/>
	L 180	—	—	—	DF97	+ <input type="checkbox"/>	+ <input type="checkbox"/>





Metal legs finishes

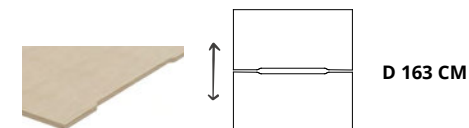


Tops and B-box MFC finishes

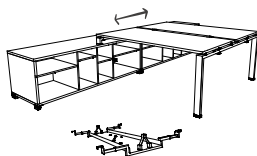
ASTRO



## MULTI-WORKSTATIONS with sliding tops on B-box consoles



	Main station dim. (cm)	Total dim. (cm)	Ref.	Leg finish	Top and B-box finish
<b>2 back to back desks D 80 cm on 2 B-box consoles</b> H 72 cm Metal cable tray included	D 163 / L 140	D 360 / L 190	DF79	+	+
	D 163 / L 160	D 360 / L 210	DF80	+	+
	D 163 / L 180	D 360 / L 230	DF81	+	+



### ► B-box options



	Ref.	Finish
<b>Hinged door</b> (to be fitted on the right or the left)	DF843	+
<b>Sliding door</b> (to be fitted on the right or the left)	DF853	+
<b>Drawer unit for lateral filing*</b> (front included) <i>* Not compatible with hinged door</i>	BX163	+
<b>Top unit for console</b> (to be placed on B-box) D 40 / H 52,5 / L 180 cm	DH923	+
<b>Sliding pen tray</b>	BF901K	Grey



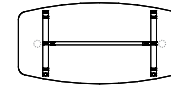


Metal legs finishes

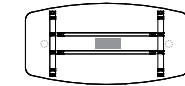


Tops MFC finishes

## Barrel MEETING TABLES



WITHOUT TOP ACCESS HATCH



DOUBLE OPENING TOP ACCESS HATCH\*

### Barrel tables

(seats 6 people)  
D 100 / L 200 / H 72 cm  
D 80 cm legs  
Top fitted with 2 part drilled  
cable ports




Ref.	Leg finish	Top finish	Ref.	Leg finish	Top finish
NEW					
DN27	+ <input type="text"/>	+ <input type="text"/>	DQ93	+ <input type="text"/>	+ <input type="text"/>


\* Not available in raw treated leg

## Rectangular MEETING TABLES

The rectangular tables are composed of multiple tops which will not have continuity of grain when placed next to each other.



L 140



L 200

### Rectangular tables

#### Starter element

D 100 / H 72 cm  
D 100 cm legs



Ref.	Leg finish	Top finish	Ref.	Leg finish	Top finish
BM62	+ <input type="text"/>	+ <input type="text"/>	BM64	+ <input type="text"/>	+ <input type="text"/>

### Rectangular tables

#### Add-on unit\*

D 100 / H 72 cm  
D 100 cm legs



Ref.	Leg finish	Top finish	Ref.	Leg finish	Top finish
BM63	+ <input type="text"/>	+ <input type="text"/>	BM65	+ <input type="text"/>	+ <input type="text"/>

\* Not available in Cedar top



Metal legs finishes



Tops and B-box MFC finishes

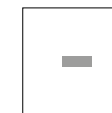
ASTRO



## Square MEETING TABLES



WITHOUT TOP ACCESS HATCH



DOUBLE OPENING TOP ACCESS HATCH

		Dim. (cm)	Ref.	Leg finish	Top finish		Ref.	Leg finish	Top finish
<b>Square tables</b> <b>Starter element</b> H 72 cm		D 143 / L 140 (seats 4/6 people)	BZ73	+	+		DQ35	+	+
		D 163 / L 160 (seats 6/8 people)	BU76	+	+		DQ36	+	+
<b>Square tables</b> <b>Add-on unit*</b> H 72 cm		D 143 / L 140 (seats 4 people)	BZ75	+	+		DQ37	+	+
		D 163 / L 160 (seats 4 people)	BU77	+	+		DQ38	+	+

\* Not available in Cedar top

### ► Options

		Description	ALUMINIUM Ref.	WHITE Ref.	BLACK Ref.	RAW Ref.
<b>Vertical cable channel</b> Magnetic		H 61 / L 7 / D 3	BM291K	BM297S	BM295G	BM299Z
<b>Single metal cable trays</b> D 16 / H 8 cm Useful H 4 cm		L 110 for L 140 desk L 130 for L 160 desk	AZ211K AZ221K	AZ217S AZ227S	AZ215G AZ225G	— —
<b>NEW</b> <b>Universal cable duct</b> 4 rings. To be fixed under the top. Screws not supplied		D 6,5 / H 4,5 / L 9,5	DQ101K	—	—	—