



RETRO

Retro enables companies with tight budgets to create work spaces that are both functional and stylish.

Designed using Structurex® panels, **Retro**'s clean lines are the timeless choice for robust furniture. Available in panel leg or open leg with base, the **Retro** modular programme is a complete office layout solution to produce individual or collective installations.

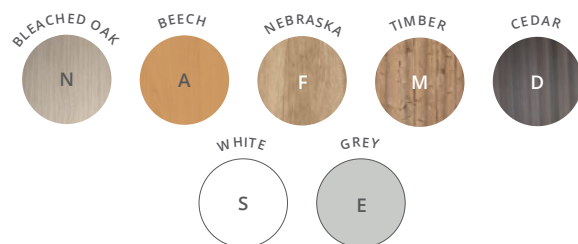




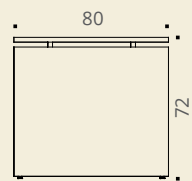
□ RETRO



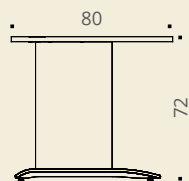
CHARACTERISTICS



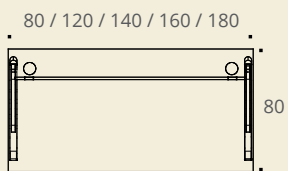
— Tops, legs and modesty panels MFC finishes —




Panel leg




Cantilever leg with curved base



Desk - top view



Desk - front view



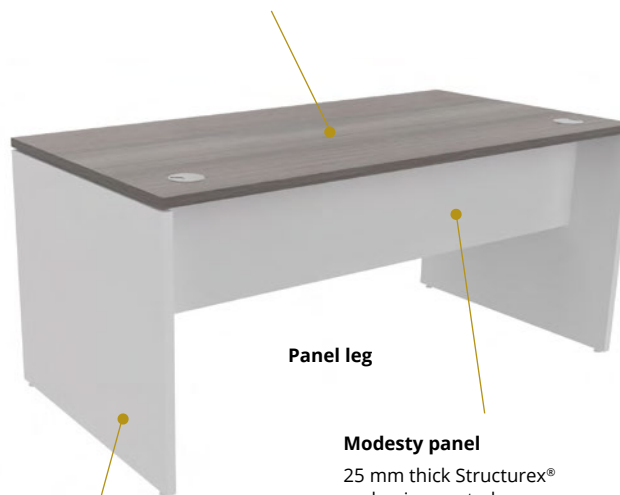
Tops with cable ports

RETRO



Top

25 mm thick Structurex® melamine-coated tops. 2 mm thick shock-proof ABS edging.



Panel leg

Modesty panel

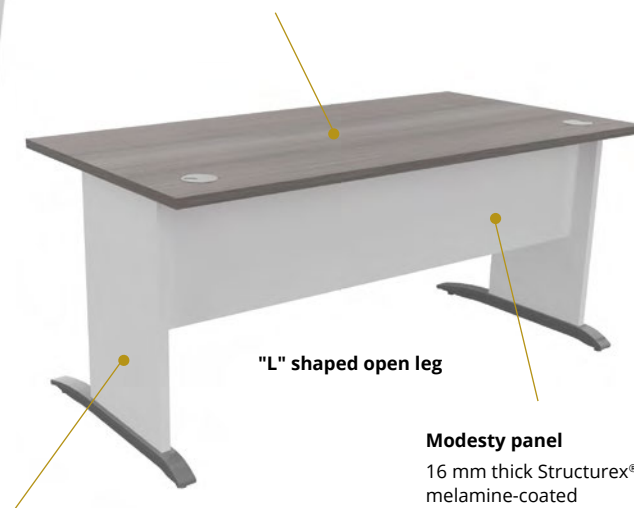
25 mm thick Structurex® melamine-coated modesty panel.

Leg

Panel leg made of a 25 mm thick Structurex® solid panel and metal spacers.

Top

25 mm thick Structurex® melamine-coated tops. 2 mm thick shock-proof ABS edging.



"L" shaped open leg

Modesty panel

16 mm thick Structurex® melamine-coated modesty panel.

Leg

L-shaped open leg made of a Structurex® panel on a solid wood base with lacquered aluminium finish.

TECHNICAL DESCRIPTION

- 25 mm thick Structurex® melamine-coated tops. 2 mm thick shock-proof ABS edging.
- Tops fitted with Ø 80 mm cable ports (aluminium finish as standard, optional white or black finishes).
- Leg available in 2 versions:
 - Panel leg made of a 25 mm thick Structurex® solid panel and metal spacers (aluminium finish).
 - L-shaped open leg made of a Structurex® panel on a solid wood base with lacquered aluminium finish.
- 25 mm thick Structurex® modesty panel on panel leg desk and 16 mm thick Structurex® modesty panel on open leg desk, with 2 cutouts at the top to feed cables.
- Adjustable screw feet of Ø 25 mm and 10 mm range to compensate for any unevenness in the floor.

RETRO



DESKS with panel legs



		Dim. (cm)	Ref.	Leg and modesty panel finish	Top finish
Straight desks D 80 / H 72 cm		L 80	BT80	+ <input type="checkbox"/>	+ <input type="checkbox"/>
		L 120	BT81	+ <input type="checkbox"/>	+ <input type="checkbox"/>
		L 140	BT82	+ <input type="checkbox"/>	+ <input type="checkbox"/>
		L 160	BT83	+ <input type="checkbox"/>	+ <input type="checkbox"/>
		L 180	BT84	+ <input type="checkbox"/>	+ <input type="checkbox"/>

90° compact desks D 80 to 110 / H 72 cm D 60 cm return		L 160 right hand return	BT87	+ <input type="checkbox"/>	+ <input type="checkbox"/>
		L 160 left hand return	BT88	+ <input type="checkbox"/>	+ <input type="checkbox"/>
		L 180 right hand return	BT89	+ <input type="checkbox"/>	+ <input type="checkbox"/>
		L 180 left hand return	BT90	+ <input type="checkbox"/>	+ <input type="checkbox"/>

Options

		Description	<input checked="" type="radio"/> ALUMINIUM	<input type="radio"/> WHITE	<input checked="" type="radio"/> BLACK
			Ref.	Ref.	Ref.
Single metal cable tray		D 13 / H 12 cm / Useful H 4 cm L 60 cm	AF051K	—	—
Cable port covers		Ø 80 mm - To fit into D 80 mm cable port Set of 2	AX061K	AX067S	AX065G
<i>Tops come with aluminium finish cable port covers</i>					

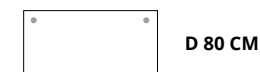













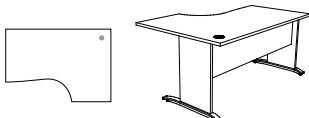








RETRO 



SINGLE DESKS





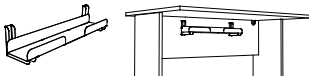

DESKS with cantilever legs and curved base



		Dim. (cm)	Ref.	Leg and modesty panel finish	Top finish
Straight desks D 80 / H 72 cm		L 80	AX46	+ 	+ 
		L 120	AX47	+ 	+ 
		L 140	AX48	+ 	+ 
		L 160	AX49	+ 	+ 
		L 180	AX50	+ 	+ 
90° compact desks D 80 to 110 / H 72 cm D 60 cm return		L 160 right hand return	AX58	+ 	+ 
		L 160 left hand return	AX59	+ 	+ 
		L 180 right hand return	AX60	+ 	+ 
		L 180 left hand return	AX61	+ 	+ 

A cylindrical support leg is required if the compact desk is used alone, without a supporting extension pedestal D 60 cm.

► Options

		Description	 ALUMINIUM Ref.	 WHITE Ref.	 BLACK Ref.
Cylindrical support leg		For compact desk H 72 cm	AQ001K	AQ007S	AQ005G
Single metal cable tray		D 13 / H 12 cm / Useful H 4 cm L 60 cm	AF051K	—	—
Cable port covers		Ø 80 mm - To fit into D 80 mm cable port Set of 2	AX061K	AX067S	AX065G

Tops come with aluminium finish cable port covers

How to order ? Straight desk D 80 / L 140 cm, **Beech** MFC finish cantilever leg and top = AX48 +  