

ESSENTIEL


The Essentiel range is the natural solution for dynamic companies looking for inexpensive and versatile furniture.

Available with two different structures, either beam or structural modesty panel, **Essentiel** furniture comes in a wide choice of worktops providing the right solution for an extensive range of layout projects.

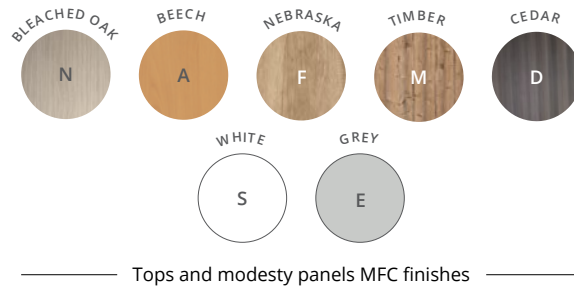
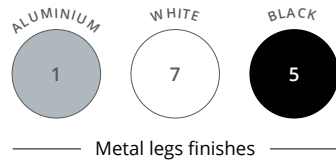




ESSENTIEL



CHARACTERISTICS



Top

25 mm thick Structorex® melamine-coated tops, 2 mm thick shock-proof ABS edging.



Structure

Structorex® modesty panel on fixed "L" leg desks, metal beam on height adjustable "I" leg desks and fixed "L" leg desks.

Leg

Metal leg composed of 2 columns and a base, made of lacquered epoxy finish steel. Optional metal legs covers.



Standard leg

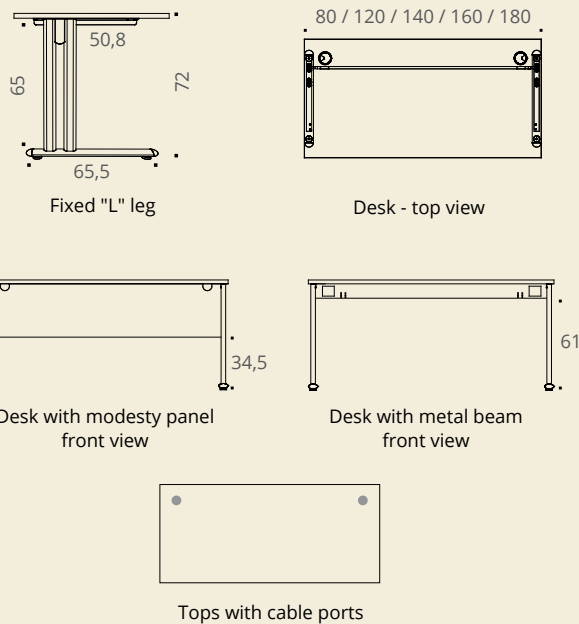


Leg with optional metal cover

TECHNICAL DESCRIPTION

- 25 mm thick Structorex® melamine-coated tops. 2 mm thick shock-proof ABS edging.
- Tops fitted with Ø 80 mm cable ports (aluminium finish as standard, optional white or black finishes).
- Metal leg composed of 2 columns and a base, made of lacquered epoxy finish steel. Optional legs covers.
- Adjustable screw feet of Ø 40 mm and 10 mm range to compensate for any unevenness in the floor.
- Available in 2 versions with 16 mm thick Structorex® modesty panel with 2 cutouts at the top to feed cables or with beam to feed cables and install power outlet strips.
- Unclip the removable metal leg cover to access the vertical cable channel.
- Version with I-shaped leg, height-adjustable from 64 cm to 86 cm (mechanical adjustment) in steps of 20 mm.

ESSENTIEL



ESSENTIEL



ALUMINIUM
1

WHITE
7

BLACK
5

Metal legs finishes

BLEACHED OAK
N

BEECH
A

NEBRASKA
F

TIMBER
M

CEDAR
D

WHITE
S

GREY
E

Tops and modesty panels MFC finishes



D 80 CM

STRUCTUREX® MODESTY PANEL

		Dim. (cm)	Ref.	Leg finish	Top and modesty panel finish
Straight desks D 80 / H 72 cm		L 80	AR95	+ <input type="checkbox"/>	+ <input type="checkbox"/>
		L 120	AR96	+ <input type="checkbox"/>	+ <input type="checkbox"/>
		L 140	AR97	+ <input type="checkbox"/>	+ <input type="checkbox"/>
		L 160	AR98	+ <input type="checkbox"/>	+ <input type="checkbox"/>
		L 180	AR99	+ <input type="checkbox"/>	+ <input type="checkbox"/>
90° corner Support leg included		D 80 / H 72 / L 80	AQ79	+ <input type="checkbox"/>	+ <input type="checkbox"/>
90° compact desks D 80 to 110 / H 72 cm D 60 cm return		L 160 right hand return	AS02	+ <input type="checkbox"/>	+ <input type="checkbox"/>
		L 160 left hand return	AS03	+ <input type="checkbox"/>	+ <input type="checkbox"/>
		L 180 right hand return	AS04	+ <input type="checkbox"/>	+ <input type="checkbox"/>
		L 180 left hand return	AS05	+ <input type="checkbox"/>	+ <input type="checkbox"/>

A cylindrical support leg is required if the compact desk is used alone, without a supporting extension pedestal D 60 cm.

Options

		Description	ALUMINIUM Ref.	WHITE Ref.	BLACK Ref.
Cylindrical support leg		For compact desk H 72 cm	AQ001K	AQ007S	AQ005G
Metal legs covers		H 65 / L 16 cm Set of 2	BH671K	BH677S	BH675G
Single metal cable tray		D 13 / H 12 cm / Useful H 4 cm L 60 cm	AF051K	—	—
Cable port covers		Ø 80 mm - To fit into D 80 mm cable port Set of 2	AX061K	AX067S	AX065G

Tops come with aluminium finish cable port covers





ESSENTIEL



SINGLE DESKS

DESKS with beam system



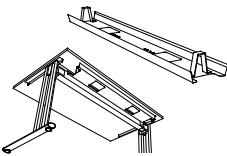



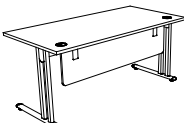












D 80 CM

BEAM SYSTEM

		Dim. (cm)	Ref.	Leg and beam finish	Top finish
Straight desks D 80 / H 72 cm		L 80	AT07	+ <input type="checkbox"/>	+ <input type="checkbox"/>
		L 120	AT08	+ <input type="checkbox"/>	+ <input type="checkbox"/>
		L 140	AT09	+ <input type="checkbox"/>	+ <input type="checkbox"/>
		L 160	AT10	+ <input type="checkbox"/>	+ <input type="checkbox"/>
		L 180	AT11	+ <input type="checkbox"/>	+ <input type="checkbox"/>
90° corner Support leg included		D 80 / H 72 / L 80	AQ79	+ <input type="checkbox"/>	+ <input type="checkbox"/>
90° compact desks D 80 to 110 / H 72 cm D 60 cm return		L 160 right hand return	AT14	+ <input type="checkbox"/>	+ <input type="checkbox"/>
		L 160 left hand return	AT15	+ <input type="checkbox"/>	+ <input type="checkbox"/>
		L 180 right hand return	AT16	+ <input type="checkbox"/>	+ <input type="checkbox"/>
		L 180 left hand return	AT17	+ <input type="checkbox"/>	+ <input type="checkbox"/>

A cylindrical support leg is required if the compact desk is used alone, without a supporting extension pedestal D 60 cm.

► Options

		Dim. (cm)	Ref.	Ref.	Ref.			
Single metal cable trays D 16 / H 8 cm Useful H 4 cm		L 90 for L 120 desk	AZ201K	AZ207S	AZ205G			
		L 110 for L 140 desk	AZ211K	AZ217S	AZ215G			
		L 130 for L 160 desk	AZ221K	AZ227S	AZ225G			
		L 150 for L 180 desk	AZ231K	AZ237S	AZ235G			
		 ALUMINIUM BRACKETS	 WHITE BRACKETS		 BLACK BRACKETS			
		Dim. (cm)	Ref.	Finish	Ref.	Finish	Ref.	Finish
Structurex® suspended modesty panels H 30 cm H 35 cm desk mounted		For L 120 desk	AR001	+ 	AR007	+ 	AR005	+ 
		For L 140 desk	AR011	+ 	AR017	+ 	AR015	+ 
		For L 160 desk	AR021	+ 	AR027	+ 	AR025	+ 
		For L 180 desk	AR031	+ 	AR037	+ 	AR035	+ 

How to order ? Straight desk D 80 / L 160 cm, beam system, **Black** metal leg, **White** MFC finish top = AT10 + ☐ 5 ☐ S