

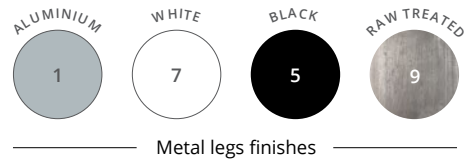
ASTRO

Executive

For managers and directors looking for a clean design, buronomic has added executive desks to the **Astro** range. **Astro executive** offers generous top dimensions and contemporary finishes, combined with an arch metal leg with raised tops.



CHARACTERISTICS



ASTRO Executive 



Return storage unit (depending on version)

Made of 25 mm thick Structorex® melamine-coated. The desk and return storage unit are connected by a 10 cm high shortened arch leg so that the leg rests on the storage unit.

Top

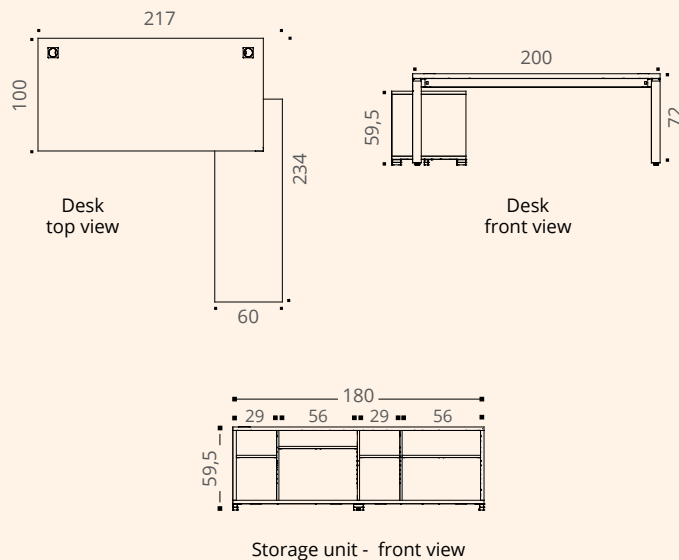
25 mm thick Structorex® melamine-coated top. 2 mm thick shock-proof ABS edging.



Sliding door as an option

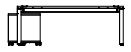
Leg

Metal arch structure leg made of 70 x 30 mm tube section with lacquered epoxy finish.

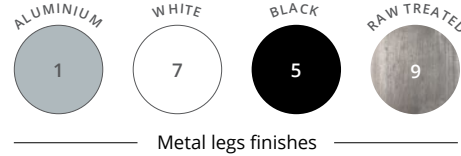


TECHNICAL DESCRIPTION

- 25 mm thick Structorex® melamine-coated tops. 2 mm thick shock-proof ABS edging.
- Top equipped with 2 Ø 80 mm cable ports.
- Leg based on a self-supporting beam system with desk top raised by spacers.
- Optional matching 16 mm thick modesty panel.
- Adjustable screw feet of Ø 25 mm and 10 mm range to compensate for any unevenness in the floor.
- The desk and return storage unit (depending on version) are connected by a 10 cm high shortened arch leg so that the leg rests on the storage unit.
- The return storage unit consists of 2 compartments L 56 / D 56 / H 50 cm and 2 compartments L 29 / D 56 / H 50 cm.
- The return storage unit features 6 part drilled holes on the top and the bottom to feed cables.
- All compartments in the storage unit are equipped with shelves adjustable in steps of 32 mm.
- As an option, the return storage unit can be equipped with 1 hinged door or 1 sliding door.
- The optional lateral filing drawer is not compatible with a optional hinged door, on the return storage unit.





ASTRO Executive




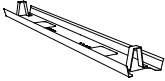
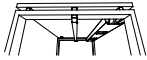
Executive DESKS



D 100 CM

	Dim. (cm)	Description	Ref.	Leg finish	Top finish
Straight desk D 100 / H 72 cm 	L 200	Desk with magnetic cable channel	DH50	+	+
Return extensions On arch leg H 72 cm 	D 60 / L 80	Return on D 60 cm arch leg	BU31	+	+
	D 60 / L 100	Return on D 60 cm arch leg	DN69	+	+

► Options

	Dim. (cm)	ALUMINIUM BRACKETS		WHITE BRACKETS		BLACK BRACKETS		RAW BRACKETS	
		Ref.	Finish	Ref.	Finish	Ref.	Finish	Ref.	Finish
Suspended Structurax® modesty panel L 170 cm 	For L 200 H 30 cm H 35 cm desk mounted	AQ991	+	AQ997	+	AQ995	+	AQ999	+
	Dim. (cm)	ALUMINIUM		WHITE		BLACK			
		Ref.		Ref.		Ref.			
Single metal cable tray D 16 / H 8 cm Useful H 4 cm  	L 150	AZ231K		AZ237S		AZ235G			

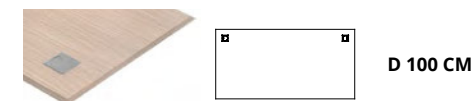
How to order ? Straight desk L200 cm, **Black** metal leg, **Nebraska Oak** MFC finish top = DH50 + **5** **F**






ASTRO Executive



Executive DESKS



	Dim. (cm)	Description	Ref.	Leg finish	Top finish
Straight desk with open return storage unit	 <p>Overall dimensions D 234 / H 72 / L 217 Storage unit D 60 / H 59,5 / L 180</p>	With open return storage unit Right or left mounting	BY71	+ 	+ 


► Options - for storage unit



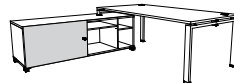
Hinged door (to be fitted on the right or the left)



Ref.
DF843

Finish
+ 

Sliding door (to be fitted on the right or the left)



Ref.
DF853

Finish
+ 

Drawer unit for lateral filing* (front included)

** Not compatible with hinged door*



Ref.
BX163

Finish
+ 

Sliding pen tray



Ref.
BF901K

Finish
Grey



How to order ? Straight desk with open return storage unit, **White** metal leg, **Cedar** MFC finish top and storage unit = BY71 +   **D**