


www.planscape.co.uk



ALTO

A ALTO





ALTO

Flexibility, modularity and cross-functionality are currently essential in shared workspaces. Designed and intended for collaborative working, Alto by buronomic is a contemporary, innovating and flexible furniture program, perfectly adapted for flex offices, corpoworking and home offices.

Comfortable and practical, Alto offers numerous ergonomic solutions for users and adapts to all living spaces at work, thanks to its numerous advantages : fine and sleek look with its « A » arch legs, ergonomic tops with rounded corners and built-in cable management, 2 work or meeting top heights (75 or 105 cm) for greater comfort, scalable configurations based on the starter/add-on principle and innovating proximity storage and connection solutions.

Single or shared desks, meeting or break out tables, divider screen panels for greater customisation and privacy, Alto allows you to assert your identity and your difference while respecting the criteria for a qualitative, well thought-out and affordable choice.





A ALTO





A ALTO



CHARACTERISTICS

BLACK

5

—— Metal legs finish ——

NEBRASKA
F

TIMBER
M

WHITE
S

—— Tops MFC finishes ——



Top

25 mm thick Structorex® melamine-coated tops with 4 40 mm radius rounded corners.
2 mm thick shock-proof ABS edging.

Electrification

Tops equipped with a 2,5 cm deep scallop and 2 Ø 80 mm part drilled cable ports.

Structure

Steel structural beams, cross-section 40 x 25 mm.

Structure

Steel structural beams, cross-section 40 x 25 mm.

Leg

Metal « A » arch legs, square cross-section 25 x 25 mm, with a transverse bar in the bottom. Black lacquered epoxy finish. 2 leg heights : H 75 and H 105 cm.

Screw feet

Adjustable screw feet to compensate for any unevenness in the floor.

DESK and TABLE DIMENSIONS

100 / 120 / 140 / 160 / 180

70 / 80

Single desk top view

120 / 140 / 160 / 180

143,5 / 163,5

Multi-workstation top view

140 / 160 / 180

80 / 90

Rectangular high table top view

140 / 160

143,5 / 163,5

Square table top view

TOPS SYNOPSIS

95 / 115 / 135 / 155 / 175

70 / 80

Desk tops

115 / 135 / 155 / 175

143,5 / 163,5

Meeting table tops

135 / 155 / 175

90

Meeting table tops

135 / 155

143,5 / 163,5

Meeting table tops

LEGS

75

70

Single arch legs

105

70

Single arch legs

75

140

Multi-workstation and meeting arch legs

105

140

Multi-workstation and meeting arch legs

TECHNICAL DESCRIPTION

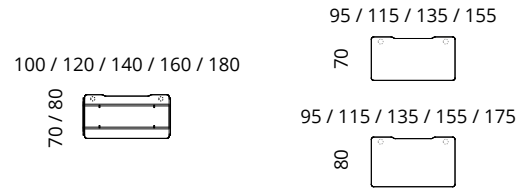
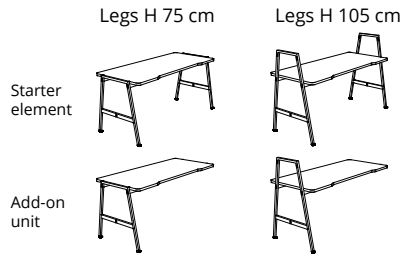
- 25 mm thick Structorex® melamine-coated tops with 4 40 mm radius rounded corners. 2 mm thick shock-proof ABS edging.
- Tops equipped with a 2,5 cm deep scallop and 2 Ø 80 mm part drilled cable ports. Black standard or electrified cable ports available on option.
- Metal « A » arch legs, square cross-section 25 x 25 mm, with a transverse bar in the bottom. Assembly connected by 2 steel structural beams, cross-section 40 x 25 mm, with black lacquered epoxy finish.
- Legs designed to assemble starter and add-on modules of height 75 or 105 cm and hold accessories or options (pedestals, space dividers, accessory supports).
- Adjustable screw feet of diameter 25 mm and stroke 15 mm to compensate for any unevenness in the floor.
- In back-to-back multi-workstation configuration, a 3,5 cm gap is provided between the tops for a space divider or to feed cables.
- Alto is available in multi-workstation version with sliding tops, for easy access to the cables and the electrical connections. Cable tray included in each configuration.
- Meeting tables available in 2 versions : with part drilled cable management or with electrical equipment including built-in electrical socket strip, equipped with 3 power outlets + 1 USB A 5v + 1 USB C 5v + 1 cable port. 2 m power supply cable included. Connection equipment available on option.
- Optional suspended pedestals made of Structorex® melamine-coated panels, 16 mm thick black body, 25 mm thick top and bottom with rounded corners, 2 black metal support legs 25 x 25 mm, supplied with kits for attachment to the desk legs.
- Available in Solo version for single desks (overall dimensions D 70 x H 75 - 42,5 x L 32,5 cm) or Duo for multi-workstation desks (overall dimensions D 143 x H 75 - 42,5 x L 32,5 cm).
- 2 pedestal versions : with hinged door (internal size D 51 x H 37,5 x L 28,5 cm), equipped with 1 adjustable shelf (3 positions) or with pull-out drawers, equipped with 1 mini drawer with pen tray at the top (internal size D 47,5 x H 5 x L 23,5 cm) and 1 storage tray at the bottom (internal size D 47,5 x H 18 x L 23,5 cm) with guides for lateral filing. Central compartment with side access for Duo pedestals (internal size D 30 x H 37,5 x L 26,5 cm), with fixed shelf.

Models

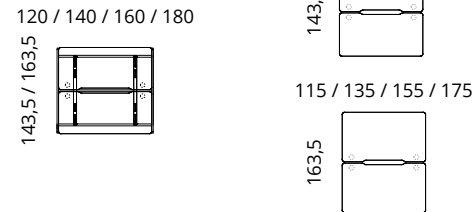
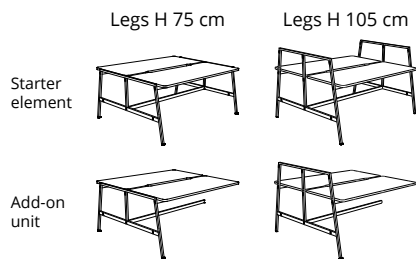
Structures and tops

Selection of configurations : Create your own configuration with add-on units

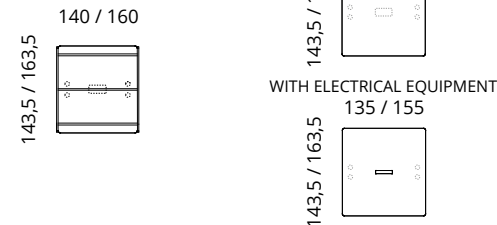
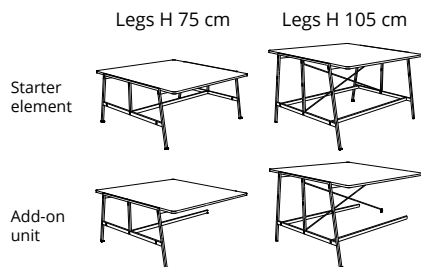
Single desks



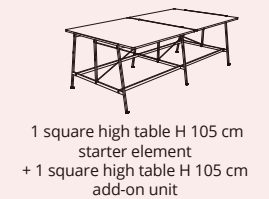
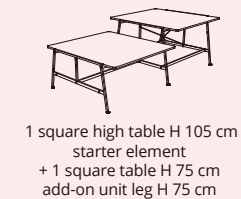
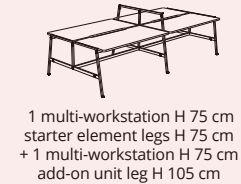
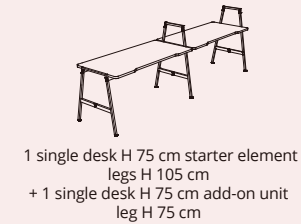
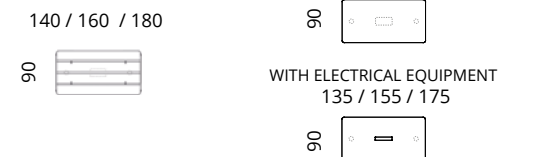
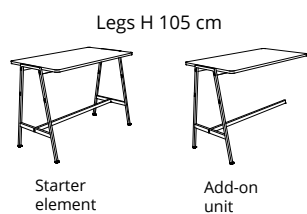
Multi-workstations



Square meeting tables



Rectangular meeting tables



A ALTO

WARRANTY
5
YEARS

Single desks with Solo pedestals and modesty panels, standard legs
Eko lockers



White

Single desk with return and Solo pedestal, standard legs
Alto bookshelves



Nebraska

Single desk with front acoustic fabric screen, high legs

Alto bookshelf - Alto slim pedestal



Single desks with front and return acoustic fabric screens, high legs

Alto bookshelves - Alto slim pedestals





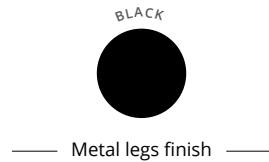
SINGLE DESKS



		Dim. (cm)	Ref.	Top finish		Ref.	Top finish
Straight desks H 75 cm Starter element Standard legs H 75 cm		L 100	DS405	+ <input type="checkbox"/>		DS485	+ <input type="checkbox"/>
		L 120	DS415	+ <input type="checkbox"/>		DS495	+ <input type="checkbox"/>
		L 140	DS425	+ <input type="checkbox"/>		DS505	+ <input type="checkbox"/>
		L 160	DS435	+ <input type="checkbox"/>		DS515	+ <input type="checkbox"/>
		L 180	—	—		DS525	+ <input type="checkbox"/>
Straight desks H 75 cm Add-on unit Standard leg H 75 cm		L 100	DS445	+ <input type="checkbox"/>		DS535	+ <input type="checkbox"/>
		L 120	DS455	+ <input type="checkbox"/>		DS545	+ <input type="checkbox"/>
		L 140	DS465	+ <input type="checkbox"/>		DS555	+ <input type="checkbox"/>
		L 160	DS475	+ <input type="checkbox"/>		DS565	+ <input type="checkbox"/>
		L 180	—	—		DS575	+ <input type="checkbox"/>
Straight desks H 75 cm Starter element High legs H 105 cm		L 100	DS585	+ <input type="checkbox"/>		DS665	+ <input type="checkbox"/>
		L 120	DS595	+ <input type="checkbox"/>		DS675	+ <input type="checkbox"/>
		L 140	DS605	+ <input type="checkbox"/>		DS685	+ <input type="checkbox"/>
		L 160	DS615	+ <input type="checkbox"/>		DS695	+ <input type="checkbox"/>
		L 180	—	—		DS705	+ <input type="checkbox"/>
Straight desks H 75 cm Add-on unit High leg H 105 cm		L 100	DS625	+ <input type="checkbox"/>		DS715	+ <input type="checkbox"/>
		L 120	DS635	+ <input type="checkbox"/>		DS725	+ <input type="checkbox"/>
		L 140	DS645	+ <input type="checkbox"/>		DS735	+ <input type="checkbox"/>
		L 160	DS655	+ <input type="checkbox"/>		DS745	+ <input type="checkbox"/>
		L 180	—	—		DS755	+ <input type="checkbox"/>

Tops come with 2 Ø 80 mm part drilled cable ports





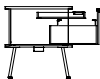

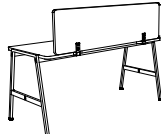


















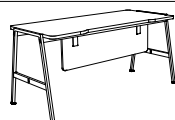
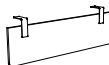
		Dim. (cm)	Ref.	Top finish
Extensions / Returns On support leg H 75 cm		D 50 / L 70	DS765	+ <input type="checkbox"/>
		D 50 / L 100	DS775	+ <input type="checkbox"/>



SINGLE DESKS

ALTO 



► Pedestals		Description	Ref.	Top / base finish
Solo suspended pedestal with hinged door D 70 / H 75 - 42,5 / L 32,5 cm for single desks D 70 / D 80 cm			DT005	+ 
	1 hinged door 1 adjustable interior shelf 1 handle - 1 lock Black pedestal body 2 metal legs			
Solo suspended pedestal with drawers D 70 / H 75 - 42,5 / L 32,5 cm for single desks D 70 / D 80 cm			DT015	+ 
	1 front panel 2 pull-out drawers 1 handle - 1 lock Black pedestal body 2 metal legs			
<div><div>E</div><div>V</div><div>T</div><div>I</div></div>				
► Acoustic fabric screens		Description	Ref.	Screen finish
Front screens H 40 cm, to be fixed by clamps			DS885	+ 
			DS895	+ 
			DS905	+ 
			DS915	+ 
			DS925	+ 
Metal attachment clamps for front screen		For single desk	DS935G	Black
End Solo return screens H 55 cm, to be fixed by clamps			DS945	+ 
			DS955	+ 
Metal attachment clamps for fixed return screen		For single desk	DS965G	Black
Shared Solo return screens H 40 cm, free-standing on metal brackets			DS975	+ 
			DS985	+ 
Free-standing metal brackets for free-standing return screen		For single desk	DS995G	Black
► Options		Description	Ref.	Finish
Single metal cable trays D 16 / H 8 cm / Internal H 4 cm		L 50 for L 100 cm desk	DS785G	Black
		L 70 for L 120 cm desk	DS795G	
		L 90 for L 140 cm desk	DS805G	
		L 110 for L 160 cm desk	DS815G	
		L 130 for L 180 cm desk	DS825G	
Suspended modesty panels H 30 cm H 35 cm desk mounted			DS835G	Black
			DS845G	
			DS855G	
			DS865G	
			DS875G	



**Multi-workstations with sliding tops
starter element/add-on unit with Duo pedestal
Eko lockers**

White



**Square high meeting table
with multi-workstations add-on unit,
standard legs
Quiétude storage**

Timber



Nebraska

MULTI-WORKSTATIONS



**Multi-workstation with
Duo pedestals, standard legs**
Eko lockers




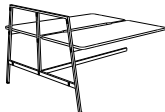


**Multi-workstations starter element/add-on unit
with Duo bench and end Duo return screen**
Eko lockers




MULTI-WORKSTATIONS
with fixed tops

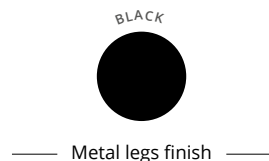


		Dim. (cm)	Ref.	Top finish		Ref.	Top finish
2 back to back desks H 75 cm Starter element Standard legs H 75 cm (optional metal cable tray)		L 120	DT045	+ <input type="checkbox"/>		DT105	+ <input type="checkbox"/>
		L 140	DT055	+ <input type="checkbox"/>		DT115	+ <input type="checkbox"/>
		L 160	DT065	+ <input type="checkbox"/>		DT125	+ <input type="checkbox"/>
		L 180	—	—		DT135	+ <input type="checkbox"/>
2 back to back desks H 75 cm Add-on unit Standard leg H 75 cm (optional metal cable tray)		L 120	DT075	+ <input type="checkbox"/>		DT145	+ <input type="checkbox"/>
		L 140	DT085	+ <input type="checkbox"/>		DT155	+ <input type="checkbox"/>
		L 160	DT095	+ <input type="checkbox"/>		DT165	+ <input type="checkbox"/>
		L 180	—	—		DT175	+ <input type="checkbox"/>
2 back to back desks H 75 cm Starter element High legs H 105 cm (optional metal cable tray)		L 120	DT185	+ <input type="checkbox"/>		DT245	+ <input type="checkbox"/>
		L 140	DT195	+ <input type="checkbox"/>		DT255	+ <input type="checkbox"/>
		L 160	DT205	+ <input type="checkbox"/>		DT265	+ <input type="checkbox"/>
		L 180	—	—		DT275	+ <input type="checkbox"/>
2 back to back desks H 75 cm Add-on unit High leg H 105 cm (optional metal cable tray)		L 120	DT215	+ <input type="checkbox"/>		DT285	+ <input type="checkbox"/>
		L 140	DT225	+ <input type="checkbox"/>		DT295	+ <input type="checkbox"/>
		L 160	DT235	+ <input type="checkbox"/>		DT305	+ <input type="checkbox"/>
		L 180	—	—		DT315	+ <input type="checkbox"/>

Tops come with 2 Ø 80 mm part drilled cable ports

		Dim. (cm)	Ref.	Top finish
Extensions / Returns On support leg H 75 cm		D 50 / L 70	DS765	+ <input type="checkbox"/>
		D 50 / L 100	DS775	+ <input type="checkbox"/>

How to order ? 2 back to back desks D 143,5 / L 160 cm, starter element, **Black** standard legs, **Nebraska** MFC finish tops = DT065 + ☐ **F**

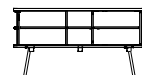
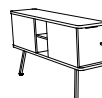


MULTI-WORKSTATIONS

► Pedestals

Duo suspended pedestal with hinged doors

D 143,5 / H 75 - 42,5 / L 32,5 cm
for multi-workstations D 143,5 / D 163,5 cm



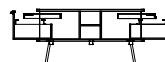
2 hinged doors + 1 central compartment
+ 1 adjustable interior shelf,
1 handle, 1 lock per pedestal
Black pedestal body
2 metal legs

Ref. DT395

Top / base finish +

Duo suspended pedestal with drawers

D 143,5 / H 75 - 42,5 / L 32,5 cm
for multi-workstations D 143,5 / D 163,5 cm



2 front panels + 1 central compartment
+ 2 pull-out drawers,
1 handle, 1 lock per pedestal
Black pedestal body
2 metal legs

Ref. DT405

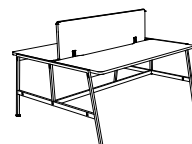
Top / base finish +



► Acoustic fabric screens

Front screens

H 40 cm, to be fixed by clamps



L 100 for L 120 cm desk
L 120 for L 140 cm desk
L 140 for L 160 cm desk
L 160 for L 180 cm desk

Ref. DS895

Screen finish +

DS905

+

DS915

+

DS925

+

Metal attachment clamps

for front screen



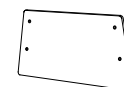
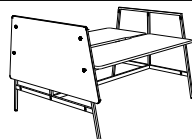
For multi-workstations

Ref. DT365G

Screen finish Black

End Duo return screen

H 72 cm, to be fixed with screws
on legs H 75 / H 105 cm



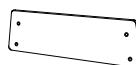
L 143 cm for multi-workstations
D 143,5 / D 163,5 cm

Ref. DT375

Screen finish +

Shared Duo return screens

H 40 cm
For leg H 105 cm : to be fixed with screws

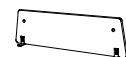


L 143 cm for multi-workstations
D 143,5 / D 163,5 cm

Ref. DT385

Screen finish +

For leg H 75 cm : free-standing metal brackets



For multi-workstations

Ref. DS995G

Screen finish Black

► Options

Accessories hooks

for helmet, bag, coat



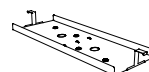
Set of 2
For fixing on legs H 75 / H 105 cm
and on return screens

Ref. DT035G

Finish Black

Double metal cable trays

D 33 / H 8 cm



L 65 for L 120 cm desk
L 85 for L 140 cm desk
L 105 for L 160 cm desk
L 125 for L 180 cm desk

Ref. DT325G

DT335G

DT345G

DT355G

Finish Black

A ALTO

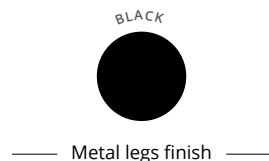


MULTI-WORKSTATIONS
with sliding tops



		Dim. (cm)	Ref.	Top finish		Ref.	Top finish
2 back to back desks H 75 cm Starter element Standard legs H 75 cm (metal cable tray included)		L 120	DT425	+		DT485	+
		L 140	DT435	+		DT495	+
		L 160	DT445	+		DT505	+
		L 180	—	—		DT515	+
2 back to back desks H 75 cm Add-on unit Standard leg H 75 cm (metal cable tray included)		L 120	DT455	+		DT525	+
		L 140	DT465	+		DT535	+
		L 160	DT475	+		DT545	+
		L 180	—	—		DT555	+
2 back to back desks H 75 cm Starter element High legs H 105 cm (metal cable tray included)		L 120	DT565	+		DT625	+
		L 140	DT575	+		DT635	+
		L 160	DT585	+		DT645	+
		L 180	—	—		DT655	+
2 back to back desks H 75 cm Add-on unit High leg H 105 cm (metal cable tray included)		L 120	DT595	+		DT665	+
		L 140	DT605	+		DT675	+
		L 160	DT615	+		DT685	+
		L 180	—	—		DT695	+

Tops come with 2 Ø 80 mm part drilled cable ports

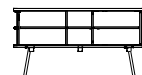


MULTI-WORKSTATIONS

► Pedestals

Duo suspended pedestal with hinged doors

D 143,5 / H 75 - 42,5 / L 32,5 cm
for multi-workstations D 143,5 / D 163,5 cm



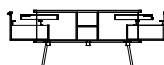
2 hinged doors + 1 central compartment
+ 1 adjustable interior shelf,
1 handle, 1 lock per pedestal
Black pedestal body
2 metal legs

DT395

+

Duo suspended pedestal with drawers

D 143,5 / H 75 - 42,5 / L 32,5 cm
for multi-workstations D 143,5 / D 163,5 cm



2 front panels + 1 central compartment
+ 2 pull-out drawers,
1 handle, 1 lock per pedestal
Black pedestal body
2 metal legs

DT405


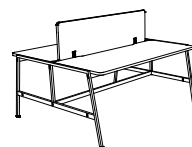
+



► Acoustic fabric screens

Front screens

H 40 cm, to be fixed by clamps



L 100 for L 120 cm desk
L 120 for L 140 cm desk
L 140 for L 160 cm desk
L 160 for L 180 cm desk

DS895
DS905
DS915
DS925

+

+

+

+

Metal attachment clamps

for front screen



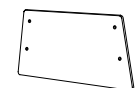
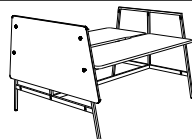
For multi-workstations

DT365G

Black

End Duo return screen

H 72 cm, to be fixed with screws
on legs H 75 / H 105 cm



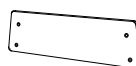
L 143 cm for multi-workstations
D 143,5 / D 163,5 cm

DT375

+

Shared Duo return screens

H 40 cm
For leg H 105 cm : to be fixed with screws

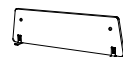


L 143 cm for multi-workstations
D 143,5 / D 163,5 cm

DT385

+

For leg H 75 cm : free-standing metal brackets



For multi-workstations

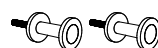
DS995G

Black

► Options

Accessories hooks

for helmet, bag, coat



Set of 2
For fixing on legs H 75 / H 105 cm
and on return screens

DT035G

Black





Square high meeting table
Alto bookshelves

White

Rectangular high meeting table starter element with 2 single desks add-on units, standard legs
Alto bookshelves



Timber




















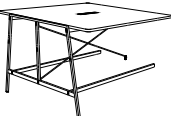




Square high meeting tables starter element/add-on unit with Duo bench and pedestal
Alto bookshelf with 1 extension desk

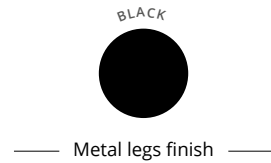


Nebraska



Square MEETING TABLES

Square MEETING TABLES			WITH PART DRILLED CABLE MANAGEMENT			WITH ELECTRICAL EQUIPMENT		
			Tops equipped with 4 Ø 80 mm part drilled cable ports and 1 double opening Top Access hatch			Tops equipped with 1 built-in electrical socket strip (3 power outlets + USB A/C) and 4 Ø 80 mm part drilled cable ports		
			Dim. (cm)	Ref.	Top finish			
Square tables H 75 cm Starter element Standard legs H 75 cm			D 143,5 / L 140	DT705	+ 	DU385	+ 	
			D 163,5 / L 160	DT715	+ 	DU395	+ 	
Square tables H 75 cm Add-on unit Standard legs H 75 cm			D 143,5 / L 140	DT725	+ 	DU405	+ 	
			D 163,5 / L 160	DT735	+ 	DU415	+ 	
			Dim. (cm)	Ref.	Top finish			
Square high tables H 105 cm Starter element High legs H 105 cm			D 143,5 / L 140	DT785	+ 	DU425	+ 	
			D 163,5 / L 160	DT795	+ 	DU435	+ 	
Square high tables H 105 cm Add-on unit High leg H 105 cm			D 143,5 / L 140	DT805	+ 	DU445	+ 	
			D 163,5 / L 160	DT815	+ 	DU455	+ 	



Rectangular MEETING TABLES

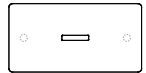
WITH PART DRILLED CABLE MANAGEMENT

Tops equipped with 2 Ø 80 mm part drilled cable ports and 1 double opening Top Access hatch




WITH ELECTRICAL EQUIPMENT

Tops equipped with 1 built-in electrical socket strip (3 power outlets + USB A/C) and 2 Ø 80 mm part drilled cable ports



		Dim. (cm)	Ref.	Top finish		Ref.	Top finish
Rectangular high tables H 105 cm Starter element High legs H 105 cm		D 90 / L 140	DT865	+		DU465	+
		D 90 / L 160	DT875	+		DU475	+
		D 90 / L 180	DT885	+		DU485	+
Rectangular high tables H 105 cm Add-on unit High leg H 105 cm		D 90 / L 140	DT895	+		DU495	+
		D 90 / L 160	DT905	+		DU505	+
		D 90 / L 180	DT915	+		DU515	+

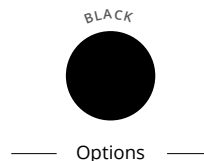
► Options		Description	Ref.	Finish
Double opening Top Access hatch For tables with part drilled cable management		D 14,8 / L 31,6 cm	DU135G	Black
Universal single metal cable tray For tables with part drilled cable management D 12 / H 9 / L 60 cm Internal H 8 cm		To be fixed directly under the tops with wood screws	DP045G	Black
UK cable port power module UK power socket + 1 USB A socket 5v With a 2 m power supply cable		Fitted into the part drilled cable ports Ø 80 mm	DR995G	Black





OPTIONS

Caissons		Description	Ref.	Top / base finish
Solo suspended pedestal with hinged door D 70 / H 75 - 42,5 / L 32,5 cm for single desks D 70 / D 80 cm		1 hinged door 1 adjustable interior shelf 1 handle - 1 lock Black pedestal body 2 metal legs	DT005	+
Solo suspended pedestal with drawers D 70 / H 75 - 42,5 / L 32,5 cm for single desks D 70 / D 80 cm		1 front panel 2 pull-out drawers 1 handle - 1 lock Black pedestal body 2 metal legs	DT015	+
Duo suspended pedestal with hinged doors D 143,5 / H 75 - 42,5 / L 32,5 cm for multi-workstations and meeting tables D 143,5 / D 163,5 cm		2 hinged doors + 1 central compartment + 1 adjustable interior shelf, 1 handle, 1 lock per pedestal Black pedestal body 2 metal legs	DT395	+
Duo suspended pedestal with drawers D 143,5 / H 75 - 42,5 / L 32,5 cm for multi-workstations and meeting tables D 143,5 / D 163,5 cm		2 front panels + 1 central compartment + 2 pull-out drawers, 1 handle, 1 lock per pedestal Black pedestal body 2 metal legs	DT405	+
Slim mobile pedestal with drawers D 55 / H 60 / L 32 cm		2 drawers including 1 mini top drawer H 6 cm with pen tray + bottom tray drawer H 20 cm 1 handle - 1 lock	DT025	 +


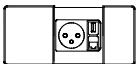
Bench		Description	Ref.	Finish
Duo bench D 45 / H 113 / L 143,5 cm Seat H 41 cm - Seat D 42,5 cm for multi-workstations and meeting tables D 143,5 / D 163,5 cm		Foam seat upholstered with Step Mélange fabric, 100% Trevira CS M1 fire resistance Seat thickness 6 cm	DT415	 +



Cable management	Description	Ref.	Finish
------------------	-------------	------	--------

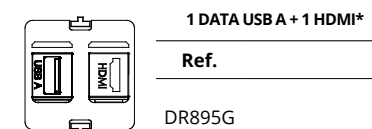
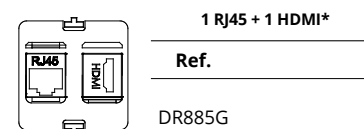
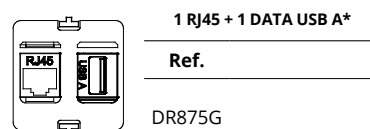
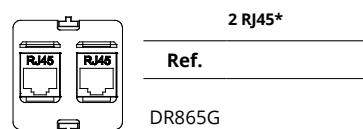
Spine cable channel 	Articulated PVC universal spine cable channel To be fixed under the tops with wood screws	AC415G	Black
Vertical cable channel Polyester sleeve Ø 25 mm - Non fire standard Zip closure 	L 110 cm L 150 cm for high tables	DR845G DR855G	Black

Power modules	Description	Ref.	Finish
---------------	-------------	------	--------

UK cable port power module UK power socket + 1 USB A socket 5v With a 2 m power supply cable 	Fitted into the part drilled cable ports Ø 80 mm	DR995G	Black
UK cable port power module with sliding cover UK power socket + 1 USB A socket 5v + 1 HDMI socket With a 2 m power supply cable HDMI cable not included 	Fitted into the part drilled cable ports Ø 80 mm	BZ355G	Black

Electrical socket strip kits

Option to complete the built-in electrical socket strips.




* finishing cover included

I ALTO

Electrically height-adjustable single desks with fabric acoustic screen
Slim pedestal



Electrically height-adjustable single desk
Alto desk



Motorised height adjustment system, with up & down control unit and 4 programmable positions



BLACK

5

Metal legs finish



Tops MFC finishes

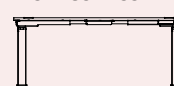
TECHNICAL DESCRIPTION

115 / 135 / 155 / 175

115 / 135 / 155 / 175



Tops with scalloped edge

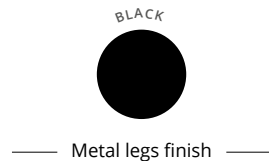


Front view




Side view

- 25 mm thick Structorex® melamine-coated tops with 4 40 mm radius rounded corners. 2 mm thick shock-proof ABS edging. Tops equipped with a 2,5 cm deep scallop and 2 Ø 80 mm part drilled cable ports. Black standard or electrified cable ports available on option.
- Telescopic metal structure made of square 70 x 70 mm steel tubing, composed of 3 sections, electrically height-adjustable from H 65 to H 130 cm, with lacquered epoxy finish. Optional cable tray.
- Motorised height adjustment system (drive unit built into each leg), with up & down control unit and 4 programmable positions.
- Displacement speed 40 mm/s. Thrust 800 N. Sound level 38 dB. Maximum load 120 kg/per top.
- Top and bottom anti-collision safety device with obstacle detection gyroscopic sensor built into the drive unit.
- 100-240 V and 50-60 Hz power supply unit, 2 m power supply cable. Standby power consumption < 0.1 W.
- Adjustable screw feet to compensate for any unevenness in the floor.



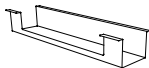
COMPLEMENTS

Electrically height-adjustable SINGLE DESKS



	Dim. (cm)	Ref.	Top finish
Straight desks D 80 / H 65 to 130 cm Memory unit for 4 positions	L 115	DU525	+ <input type="checkbox"/>
	L 135	DU535	+ <input type="checkbox"/>
	L 155	DU545	+ <input type="checkbox"/>
	L 175	DU555	+ <input type="checkbox"/>

Tops come with 2 Ø 80 mm part drilled cable ports

► Options	Description	Ref.	Finish
Universal single metal cable tray D 12 / H 9 / L 60 cm Internal H 8 cm	 To be fixed directly under the tops with wood screws	DP045G	Black



	Description	Ref.	Finish
Fabric acoustic screen panels H 70 cm Brackets included	L 100 for L 115 cm desk	DU141	+ <input type="checkbox"/>
	L 120 for L 135 cm desk	DQ021	+ <input type="checkbox"/>
	L 140 for L 155 cm desk	DQ031	+ <input type="checkbox"/>
	L 160 for L 175 cm desk	DQ041	+ <input type="checkbox"/>



ALTO

Bookshelf L 120 cm module with storage tray



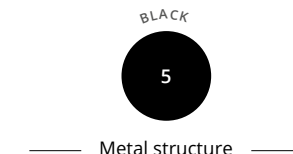
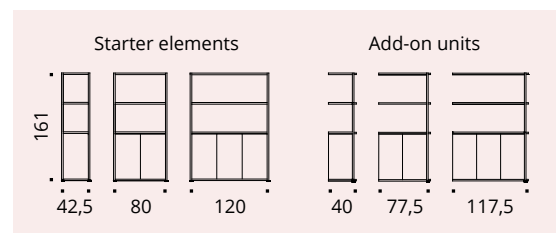
Timber

Bookshelves with 2 modules L 120 cm and 1 extension desk L 100 cm

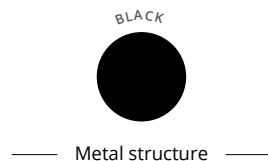


White

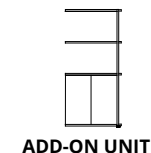
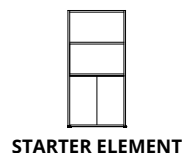
TECHNICAL DESCRIPTION



- Storage bookshelf made of 25 x 25 mm tubular metal structure, with black lacquered epoxy finish. Starter and add-on unit configuration.
- Dim. H 161 cm / D 41,5 cm. 3 lengths L 42,5 / 80 / 120 cm (starter element) – L 40 / 77,5 / 117,5 cm (add-on units).
- Body and shelves made of 16 mm thick Structutex® melamine-coated panels. 2 mm thick shock-proof ABS edging. Horizontal vein for the wood finish bodies.
- Lower units equipped with 1, 2 or 3 hinged doors (depending on version). Doors equipped with a push-latch system.
- Extension desks equipped with one 25 x 25 mm ribbon leg, black lacquered epoxy finish and tops made of 25 mm thick melamine-coated panels. Dim. D 60 / H 75 / L 80 - 100 cm. Compatible with L 120 cm bookshelf only.
- Optional storage trays, free standing, 16 mm thick melamine-coated panel, black finish. Internal sizes D 38 / H 15 / L 34 - 72 - 112 cm. Attachment by Velcro strips.



STORAGE BOOKSHELVES



	Ref.	Shelves and body finish		Ref.	Shelves and body finish
Storage bookshelf H 161 cm Module L 40 cm - 1 hinged door D 41,5 / H 161 cm	DT985	+	 L 42,5 cm	DU015	+
Storage bookshelf H 161 cm Module L 80 cm - 2 hinged doors D 41,5 / H 161 cm	DT995	+	 L 80 cm	DU025	+
Storage bookshelf H 161 cm Module L 120 cm - 3 hinged doors D 41,5 / H 161 cm	DU005	+	 L 120 cm	DU035	+

► Options

Extension / return desks
for module L 120 cm only
H 75 cm



Dim. (cm)	Ref.	Top finish
D 60 / L 80	DU075	+
D 60 / L 100	DU085	+

ACCESSORIES

Storage trays
D 41 / H 17 cm



Dim. (cm)	Ref.	Finish
L 40	DU045G	
L 80	DU055G	Black
L 120	DU065G	

How to order ? Storage bookshelf H 161 cm, starter element L 80 cm, **Timber** MFC finish = DT995 +