

ENVOL Evo

New working methods require greater flexibility and interactivity and generate a wide range of tasks and functions.

Envol Evo height-adjustable desks, available in single and multi-workstation versions, allow employees to adapt the height of the worktops to suit all the workforce and switch between sitting-standing positions depending on the activities. Ergonomic, qualitative and easy to use, **Envol Evo** desks come with a 5-year guarantee and will blend into all your work spaces.

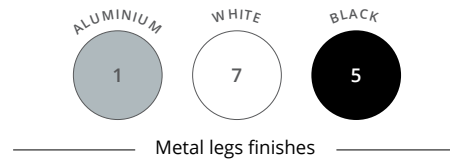




ENVOL Evo




CHARACTERISTICS



Top with cable ports
(D 80 cm)

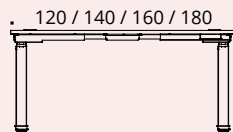
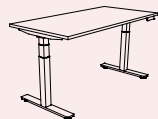


Tops with scalloped edge
(D 80 cm)

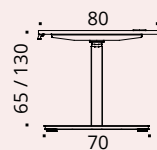


Top with Top Access hatch
(D 80 cm)

SINGLE DESK

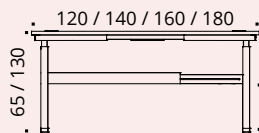
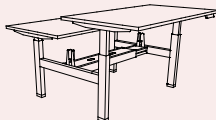


Front view

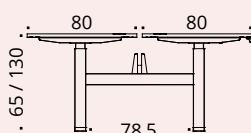


Side view

MULTI-WORKSTATIONS



Front view



Side view

ENVOL Evo



Single desk

Single desk leg

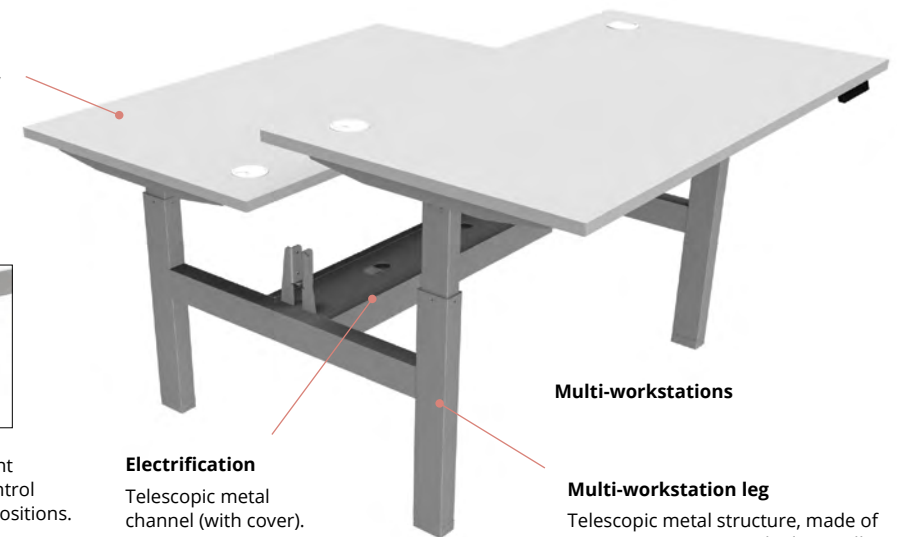
Telescopic metal structure, made of square 70 x 70 mm with electrically height-adjustable legs (from H 65 to H 130 cm).

Top

25 mm thick Structorex® melamine-coated desk tops, protected by 2 mm thick shock-proof ABS edging.



Motorised height adjustment system, with up & down control unit and 4 programmable positions.



Multi-workstations

Electrification

Telescopic metal channel (with cover).

Multi-workstation leg

Telescopic metal structure, made of square 80 x 50 mm with electrically height-adjustable legs (from H 65 to H 130 cm).

TECHNICAL DESCRIPTION

- 25 mm thick Structorex® melamine-coated desk tops, protected by 2 mm thick shock-proof ABS edging.
- Tops available in 2 versions : with Ø 80 mm cable ports (aluminium finish as standard, optional white or black finishes) or Top Access hatch (useful dimensions L 30,9 / D 11,6 cm). Optional cable channel.
- Telescopic metal structures (single or multi-workstation versions) made of square 70 x 70 mm (single) or 50 x 80 mm (multi-workstation) steel tubing, with electrically height-adjustable legs (from H 65 to H 130 cm) composed of 3 sections.
- For multi-workstation desks, telescopic metal channel (with cover) included in central position.
- Motorised height adjustment system (drive unit built into each leg), with up & down control unit and 4 programmable positions.
- Displacement speed 40 mm/s. Maximum load 100 kg.
- Anti-collision safety device with gyroscopic sensor, integrated in the drive unit.
- Adjustable screw feet to compensate for unevenness in the floor.
- H 70 cm acoustic screen panels available as an option.

ENVOL Evo



ALUMINIUM
1

WHITE
7

BLACK
5

Metal legs finishes

BLEACHED OAK
N

BEECH
A

NEBRASKA
F

TIMBER
M

CEDAR
D

WHITE
S

CLAY
X

GREY
E

Tops MFC finishes

Electrically adjustable SINGLE DESKS

D 80 CM

CABLE PORTS

D 80 CM

NEW
SCALLOPED EDGE

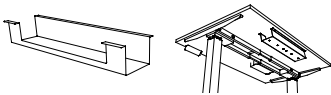
D 80 CM

TOP ACCESS HATCH

	Dim. (cm)	Ref.	Finishes	Ref.	Finishes	Ref.	Finishes
Straight desks D 80 / H 65 to 130 cm Memory unit for 4 positions	L 120	DL43	+ <input type="checkbox"/> <input type="checkbox"/> <input type="checkbox"/> <input type="checkbox"/>	DS00	+ <input type="checkbox"/> <input type="checkbox"/> <input type="checkbox"/> <input type="checkbox"/>	DL47	+ <input type="checkbox"/> <input type="checkbox"/> <input type="checkbox"/> <input type="checkbox"/>
	L 140	DL44	+ <input type="checkbox"/> <input type="checkbox"/> <input type="checkbox"/> <input type="checkbox"/>	DS01	+ <input type="checkbox"/> <input type="checkbox"/> <input type="checkbox"/> <input type="checkbox"/>	DL48	+ <input type="checkbox"/> <input type="checkbox"/> <input type="checkbox"/> <input type="checkbox"/>
	L 160	DL45	+ <input type="checkbox"/> <input type="checkbox"/> <input type="checkbox"/> <input type="checkbox"/>	DS02	+ <input type="checkbox"/> <input type="checkbox"/> <input type="checkbox"/> <input type="checkbox"/>	DL49	+ <input type="checkbox"/> <input type="checkbox"/> <input type="checkbox"/> <input type="checkbox"/>
	L 180	DL46	+ <input type="checkbox"/> <input type="checkbox"/> <input type="checkbox"/> <input type="checkbox"/>	DS03	+ <input type="checkbox"/> <input type="checkbox"/> <input type="checkbox"/> <input type="checkbox"/>	DL50	+ <input type="checkbox"/> <input type="checkbox"/> <input type="checkbox"/> <input type="checkbox"/>

Options

Universal single metal cable tray



Dim. (cm)	ALUMINIUM	WHITE	BLACK
Ref.	Ref.	Ref.	Ref.
D 12 / H 9 / L 60 Useful H 8	DP041K	DP047S	DP045G

Fabric acoustic screen panels

H 70 cm
Brackets included

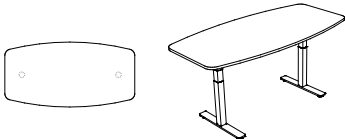


Description	GREY	RED	BLUE	ACID GREEN
Ref.	Ref.	Ref.	Ref.	Ref.
For L 120 desk	DQ021E	DQ021V	DQ021T	DQ021I
For L 140 desk	DQ031E	DQ031V	DQ031T	DQ031I
For L 160 desk	DQ041E	DQ041V	DQ041T	DQ041I
For L 180 desk	DQ051E	DQ051V	DQ051T	DQ051I



MEETING TABLE

Barrel table (seats 6 people) H 65 to 130 cm

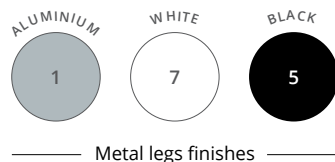


D 100 / L 200

Top fitted with 2 part drilled cable ports

DP31

+ ☐ ☐ ☐ ☐




ENVOL Evo

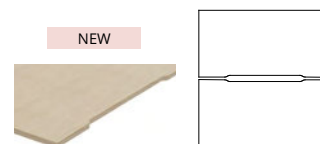


COLLABORATIVE DESKS


Electrically adjustable MULTI-WORKSTATIONS



CABLE PORTS



SCALLOPED EDGE

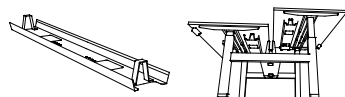


TOP ACCESS HATCH

	Dim. (cm)	Ref.	Finishes	Ref.	Finishes	Ref.	Finishes
2 back to back straight desks D 80 cm D 163 / H 65 to 130 cm Memory unit for 4 positions	L 120	DL51	+ <input type="checkbox"/> <input type="checkbox"/>	DS04	+ <input type="checkbox"/> <input type="checkbox"/>	DL55	+ <input type="checkbox"/> <input type="checkbox"/>
	L 140	DL52	+ <input type="checkbox"/> <input type="checkbox"/>	DS05	+ <input type="checkbox"/> <input type="checkbox"/>	DL56	+ <input type="checkbox"/> <input type="checkbox"/>
	L 160	DL53	+ <input type="checkbox"/> <input type="checkbox"/>	DS06	+ <input type="checkbox"/> <input type="checkbox"/>	DL57	+ <input type="checkbox"/> <input type="checkbox"/>
	L 180	DL54	+ <input type="checkbox"/> <input type="checkbox"/>	DS07	+ <input type="checkbox"/> <input type="checkbox"/>	DL58	+ <input type="checkbox"/> <input type="checkbox"/>

► Options

Single metal cable trays
D 16 / H 8 cm
Useful H 4 cm



Dim. (cm)

L 90 for L 120 desk
L 110 for L 140 desk
L 130 for L 160 desk
L 150 for L 180 desk

ALUMINIUM

Ref.

WHITE

Ref.

BLACK

Ref.

AZ201K
AZ211K
AZ221K
AZ231K

AZ207S
AZ217S
AZ227S
AZ237S

AZ205G
AZ215G
AZ225G
AZ235G

GREY

Ref.

RED

Ref.

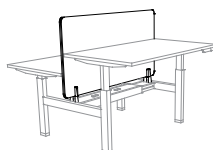
BLUE

Ref.

ACID GREEN

Ref.

Fabric acoustic screen panels
H 70 cm
Brackets included



For L 120 desk
For L 140 desk
For L 160 desk
For L 180 desk

DQ063E
DQ073E
DQ083E
DQ093E

ALUMINIUM

Ref.

WHITE

Ref.

BLACK

Ref.

Cable port covers



Ø 80 mm - To fit into
D 80 mm cable port - Set of 2

AX061K

AX067S

AX065G

Tops come with aluminium finish cable port covers



How to order ? 2 back to back desks with Top Access hatch, D 163 / L 160 cm, **Aluminium** metal leg, **Beech** MFC finish top = DL57 + ☐ 1 ☐ A