

ELEGANCE

Executive desks





Elegant and stylish
worktop / leg junction

Electrification

2 Ø 80 mm cable ports with
a square chrome cover.

Storage unit

Return storage unit body
made of 38 mm thick Nitech®
melamine-coated panels. Interior
fittings available in 2 plain
finishes. Not reversible.

Top

38 mm Nitech® honeycomb melamine-coated
panels. 2 mm thick shock-proof ABS edging.

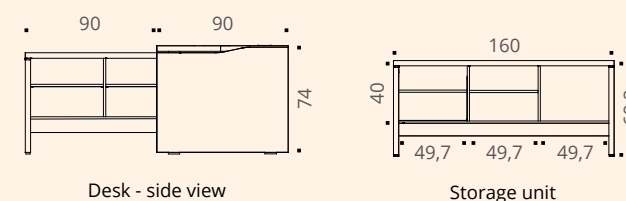
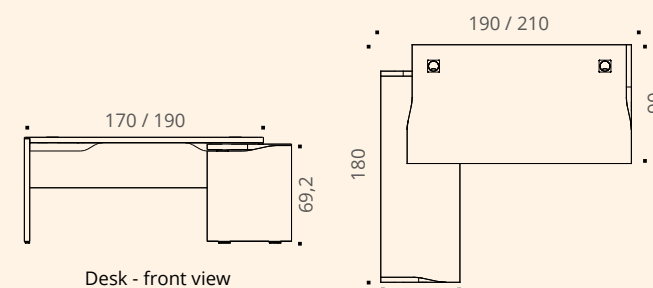
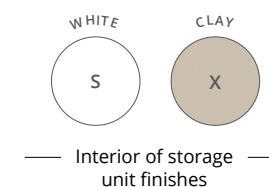
Edges

Acrylic edges with
graphite metal finish.

Modesty panel

Structural modesty panels made
of 16 mm thick Structurex® panel.

Characteristics



White interior of storage finish



Clay interior of storage finish



Tops and legs

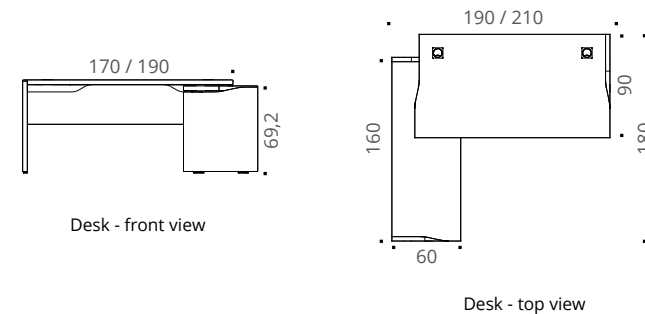
- Nitech® – cardboard honeycomb core faced with 8 mm thick melamine-coated particle board, 38 mm thick, density 330 kg/m³ (+/-5 %), 2 decorative sides counterbalanced with anti-reflection treatment.
- 3 mm thick protective edging covered with straight graphite metal finish acrylic edging and 2 mm thick shock-proof ABS edging, radiused and matching the top and leg finishes.
- The desk is available in D 90 x H 74 x L 170 or L 190 cm.
- Decorative chrome finish pads for positioning on the floor and to enhance the aesthetics of the junction between the main worktop and the legs.
- The top and legs are fastened together by 4 metal brackets.
- Cable management : the top is fitted with 2 chrome finish Ø 80 mm square cable ports. Cable tray on option.
- 100 % PEFC tops from sustainably managed forests.
- E1 certification in compliance with standard NF EN-717-2.
- M3 fire classification.

Structures

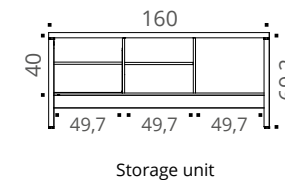
- Structural modesty panels made of Structurex® - Melamine-coated particle board, 16 mm thick, high density 680 kg/m³ (+/-5 %), 2 decorative sides counterbalanced with anti-reflection treatment.
- 2 mm thick shock-proof ABS straight edging, radiused and matching the modesty panel finishes.
- Modesty panel with 2 grooves, L 490 x H 58 mm, to feed cables to an optional cable tray.
- For desks with return storage unit, the modesty panel is attached to the inside of the return storage unit .
- Height under modesty panel: +/- 38.5 cm.

Return storage unit

- Return storage unit body made of 38 mm thick Nitech® melamine-coated panels. Interior fittings made of 16 mm thick Structurex® melamine-coated panels, available in 2 plain finishes (White or Clay).
- 2 mm thick shock-proof ABS straight edging, radiused and matching the panel finishes.
- Pads enhancing the aesthetics of the offset junction between the main worktop and the return storage unit.
- For desks with return storage unit, the return storage unit is fitted instead of one of desk legs.



- Overall dimensions: D 60 x H 69,2 x L 160 cm. Internal depth 54 cm. Unit mounted on chrome finish decorative pads (H 10 mm) for positioning on the floor.
- **Interior equipment :**
 - 3 large compartments L 49,7 x D 51,5 x H 40 cm with 2 compartments fitted with a shelf adjustable in steps of 32 mm, 5 positions.
 - 2 grooves L 200 x D 40 mm on the back panel of the return storage unit to feed cables.

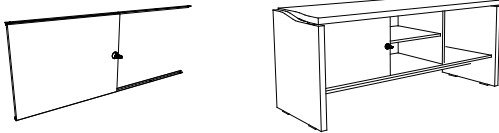


[Options]

On option, the return storage unit can be fitted with :

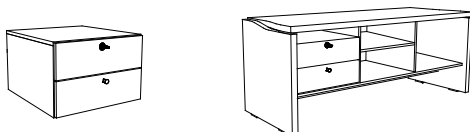
- **A sliding door :**

- Door made of Structorex® – Melamine-coated particle board, 16 mm thick, high density 680 kg/m³ (+/-5 %), 2 decorative sides counterbalanced with anti-reflection treatment.
- 2 mm thick shock-proof ABS edging, radiused and matching the door finishes.
- Dimensions: L 51,2 x H 39 cm.
- Left or right reversible door, positioned on 2 aluminium rails L 102,6 cm screwed under the top and to the back of the return storage unit.
- Door equipped with a lock.
- Sliding door covering only the 2 outer compartments of the return storage unit.



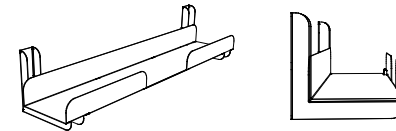
- **2 flat drawers :**

- Structure and front made of Structorex® – Melamine-coated particle board, 16 mm thick, high density 680 kg/m³ (+/-5 %), 2 decorative sides counterbalanced with anti-reflection treatment.
- 2 mm thick shock-proof ABS edging, radiused and matching the 2 drawer unit finishes.
- Unit dimensions : L 49,6 x H 32,4 x D 51,5 cm.
- Built-in unit equipped with 2 drawers mounted on roller runners and a closure damping system.
- Top drawer equipped with a lock and inner drawer equipped with a knob.
- **The 2-drawer unit cannot be fitted in the modesty panel attachment compartment, not compatible with sliding doors.**



- **Cable tray :**

- Free attachment using wood screws to the modesty panels of the desks.
- Optional metal cable tray (1 mm thick steel).
- Cable tray delivered flat, to be assembled by folding.
- Dimensions : D 130 x H 120 mm. Useful dimensions: D 110 x H 40 mm.
- Internal length: L 600 mm.
- Aluminium finish (RAL 9006).
- Cable tray used to route cables and install power outlet strips.





Table

The conference table can accommodate 8 to 10 persons. The table is infinitely modular thanks to the extension module on shared panel leg, each extension being large enough to accommodate 4 additional persons.



- Table overall dimensions: L 260 x H 75 x D 120 to 140 cm.
- Extension overall dimensions: L 140 x H 75 x D 140 cm.

Tops

- Nitech® – cardboard honeycomb core faced with 8 mm thick melamine-coated particle board, 38 mm thick, density 330 kg/m³ (+/- 5 %), 2 decorative sides counterbalanced with anti-reflection treatment.
- 3 mm thick protective edging covered with 2 mm thick shock-proof ABS edging, radiused and matching the top finishes.
- The table consists of 2 half tops L 130 x D 120 to 140 cm.
- Cable management: Double entry central top access hatch (useful dim. L 316 x D 148 mm), aluminium or white finish as standard. Electrified double opening Top Access hatches available on option.

Legs

- Two-material coloured end legs and shared leg composed of 3 panels : 2 side legs made of Nitech®, 38 mm thick, and 1 central panel made of Structurex®, 25 mm thick
- Chrome finish decorative pads for positioning on the floor.
- Dimensions: H 71,5 x L 100 to 120 cm.

Structure

- Stiffeners made of Structurex – Melamine-coated particle board, 16 mm thick, high density 680 kg/m³ (+/- 5 %), 2 decorative sides counterbalanced with anti-reflection treatment.
- 2 mm thick shock-proof ABS straight edging, radiused and matching the stiffener finishes.
- The double structural stiffeners are provided to support a shelf made of Structurex®, 16 mm thick, L 110 x H 7,2 (under top) x D 28 cm for power outlet strips and accessible via the central double opening Top Access hatch.
- Height under stiffeners: +/- 33,5 cm.