

Move

Executive Desks / Storage



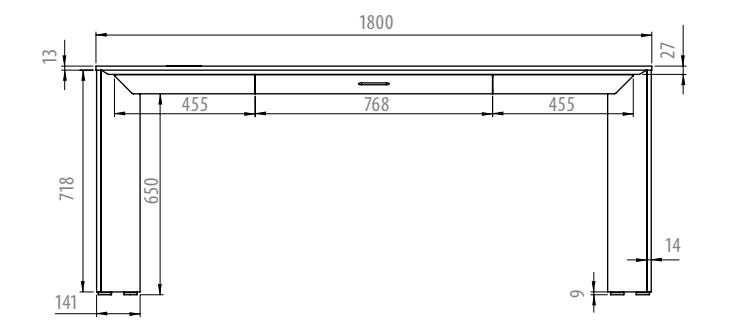
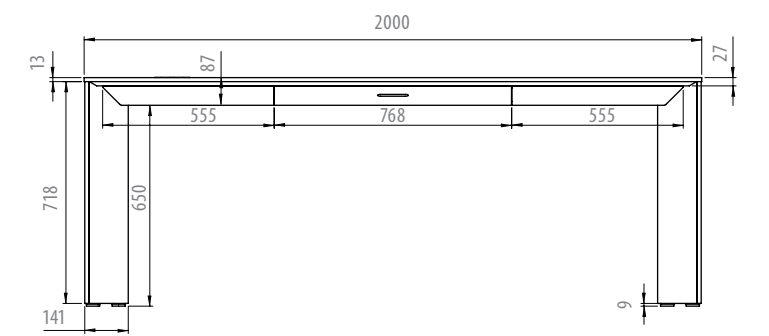
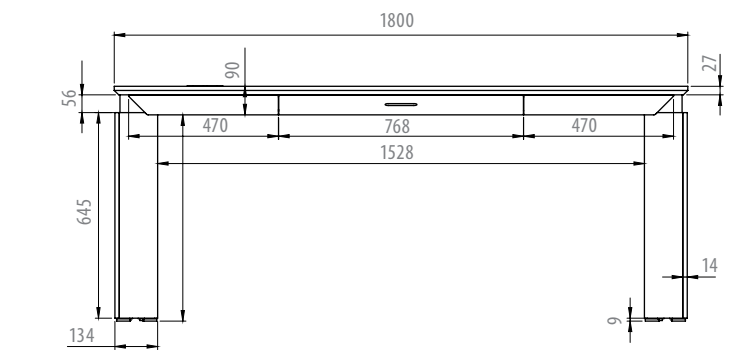
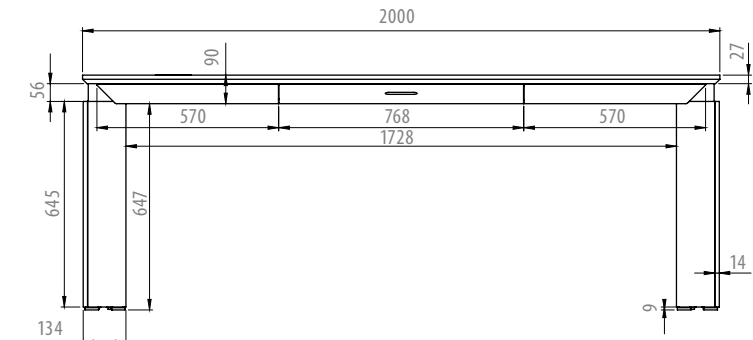
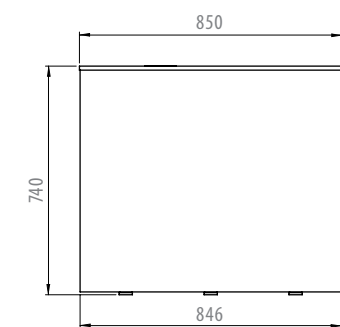
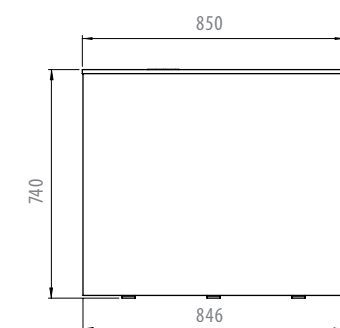
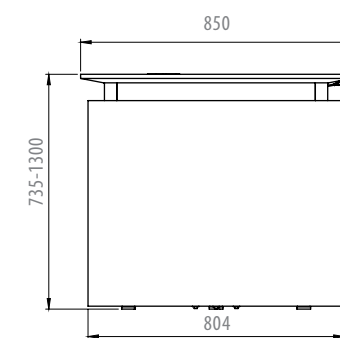
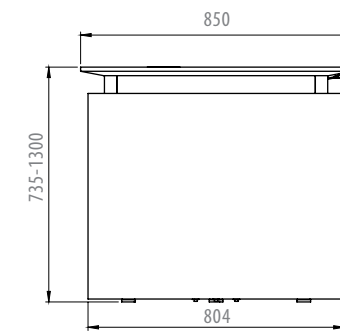
Move is a minimalist, elegant and functional executive office furniture system for a modern leader. It helps to stay on the move and be active even at a work desk. Keep moving, stay healthy and productive.

The Move executive office furniture system combines the best in ergonomics and cutting-edge technology and is designed for active leaders. Height can be adjusted between 740 mm and 1300 mm so the desk can be easily adapted to personal needs.

A distinct feature of Move executive furniture is its mature and minimalist design. Clean, elegant lines, smooth transitions and subtle combinations of materials are guaranteed to make a strong visual impact in any office. HPL Fenix finish, natural oak, ash or walnut veneer and polished stainless steel surfaces form a harmonious whole and create a sense of subtle luxury.

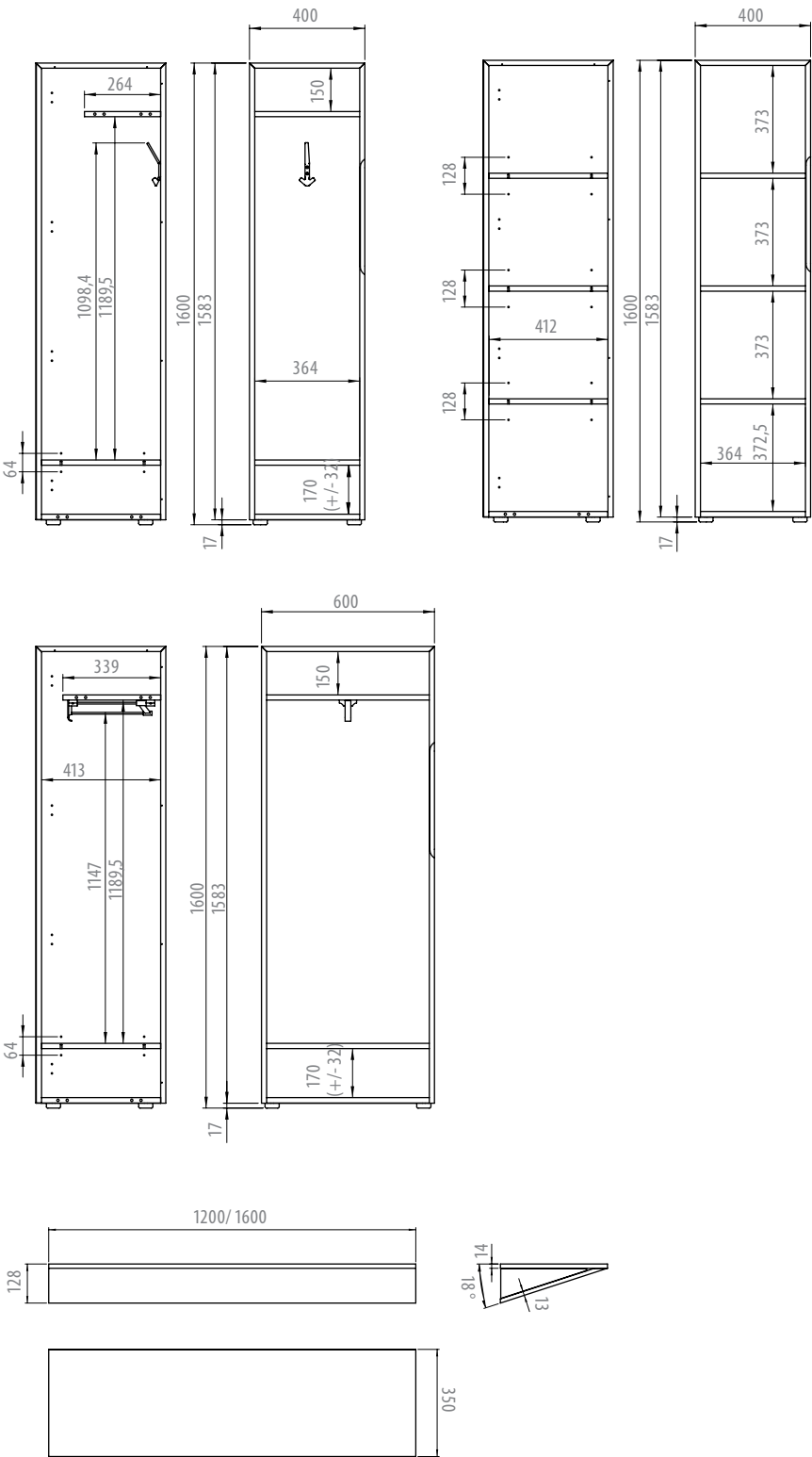
Range

Executive desks



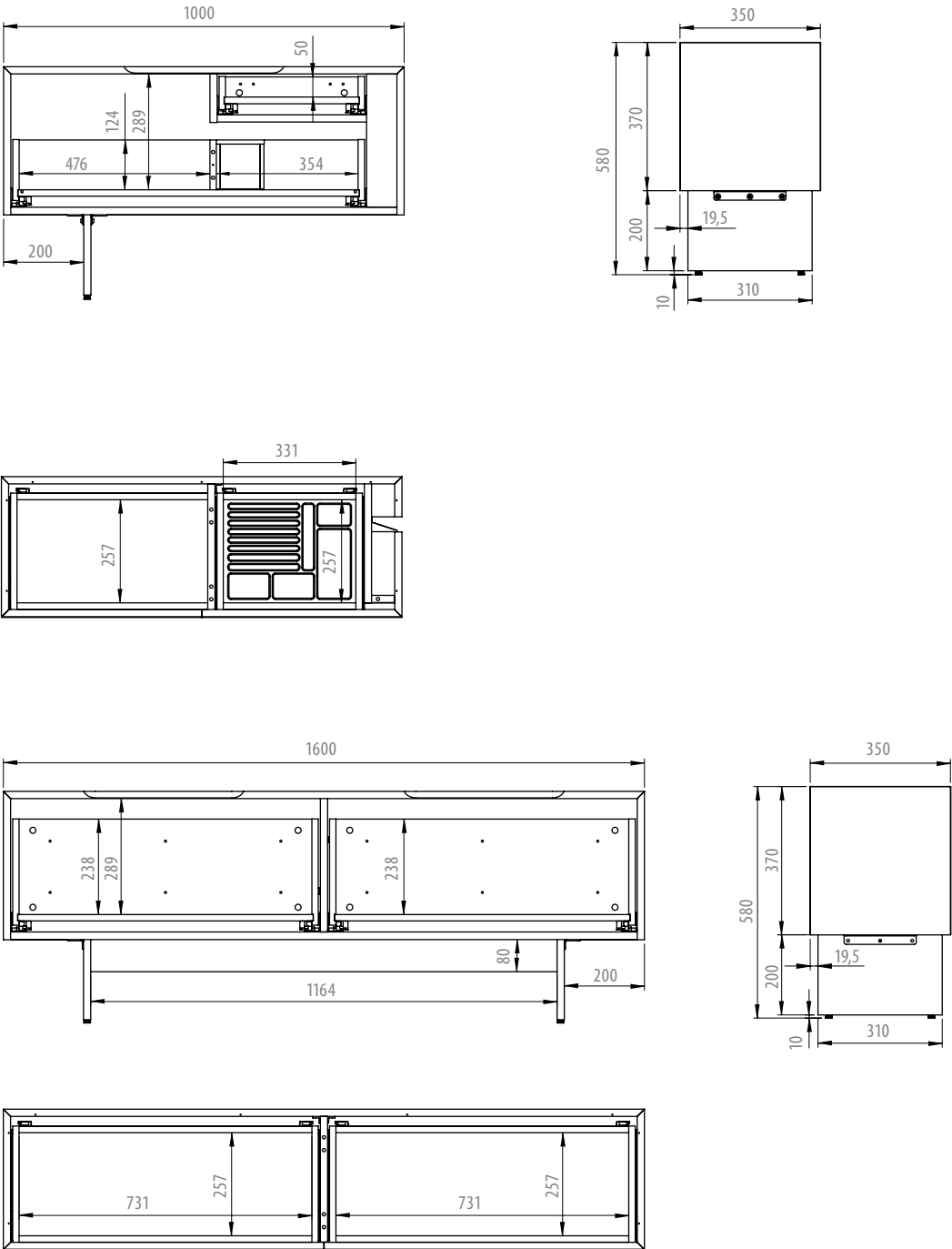
Range

Executive cabinets



Range

Executive pedestals



Technical details

DESK

Desktop

- 27mm MDF covered in HPL with sloping edges painted same colour as desktop
- Short sloping edges have 45° angle and the long ones 18° angle

Desktop types

- Desktop with a star type cut-out for grommet and cable management
- Desktop with a star type cut-out for grommet and cable management, with built in wireless charging dock

Internal leg*

- 12mm plywood covered in HPL with brushed stainless steel

External leg

- 12mm plywood covered in HPL (external leg side) and lacquered veneer (inner leg side)
- Black plastic height levelling feet, H10mm (+5mm)

Lid under the desktop

- 12mm plywood covered with lacquered veneer

Cable management and power connectivity

- The electricity supply for the sit-stand desk comes via external leg
- Unique star type cut-out with removable 12mm HPL / veneer cover
- Lid under the desktop with access to hidden power sockets and cable management
- Built-in power sockets for desk and external devices, 2-3 slots for sit-stand desk or 3-4 slots for fixed height desk will be free to use depending on the desk configuration (with or without wireless charging dock)

Inner metal frame

- Metal tube – 50 x 20 mm
- Powder coated metal, black colour by default

Desk control button type – LA*

- Up and down drive
- 2 memory positions
- Automatic drive on memory position
- LED reminder
- Integrated Bluetooth

Lifting columns*

- Anti-collision feature
- Two motors
- Soft start and soft stop
- Lifting speed: up to 38mm/sec
- Lifting capacity: up to 40kg

Control box*

- Input: 110-240V
- Frequency: 50/60Hz
- Output: 18V
- Power Plug: EU, UK, CH, FR, US
- Energy consumption: standby 0,01W
- Operating Cycle: 1 minute on, 9 minutes off

Fast Qi Wireless charger (built in under the desktop):

- Output: 15W charging
- Qi certified

CABINETS

Carcass

- 18mm chipboard covered in wood veneer
- Milled side panel for convenient door opening
- Natural wood / 0.5mm veneer lacquered edging

Shelves

- 18mm MFC (melamine) with 1mm ABS edging, coloured in black by default
- Shelf load capacity: 15kg

Doors

- 18mm plywood covered in HPL with lacquered plywood edging
- 155° opening angle with soft closing system

Base

- Black plastic height levelling feet, H17mm (+10mm)

WALL SHELVES

Carcass

- 12mm chipboard covered in HPL Fenix with 1mm ABS edging
- 12mm plywood covered in wood veneer
- 18mm MFC (melamine) with 1mm ABS edging, coloured in black by default
- 25mm MDF
- Load capacity: 10kg

DESK PEDESTAL

Carcass

- 18mm chipboard covered in wood veneer
- 18mm MFC (melamine) with 0.5 / 1 mm ABS edging, black colour by default
- 18mm MDF covered in wood veneer with 0.5mm edging
- Milled top panel for convenient drawer opening
- Natural wood / 0.5mm veneer lacquered edging.

Drawers

- 18mm plywood covered in HPL with lacquered plywood edging
- 18mm plywood covered in wood veneer with lacquered plywood edging
- 15mm chipboard covered in wood veneer with 0.5 / 1.5 mm edging
- Pencil drawer bottom is milled and covered in black leather
- Full extension runners with soft closing mechanism
- Drawer load capacity – 10kg
- Removable bottle stand inside the bottom drawer (9mm plywood covered in wood veneer)

Leg

- 16mm chipboard covered in HPL Fenix with 1mm ABS edging
- Black plastic height levelling feet, H10mm (+10mm)

2 DRAWER PEDESTAL

Carcass

- 18mm chipboard covered in wood veneer
- 18mm MFC (melamine) with 0.5 / 1 mm ABS edging, in black colour by default
- 18 mm MDF covered in wood veneer with 0.5 mm edging
- Milled top panel for convenient drawer opening
- Natural wood / 0.5 mm veneer lacquered edging

Drawers

- 18mm plywood covered in wood veneer with lacquered plywood edging
- 15mm chipboard covered in wood veneer with 0.5 / 1.5 mm edging
- Full extension runners with soft closing mechanism
- Drawer load capacity – 10kg

Leg

- 16mm chipboard covered in HPL Fenix with 1mm ABS edging
- Black plastic height levelling feet, H10mm (+10mm)

Materials

HPL Fenix

Black with black edge (H16B01)
Grey with grey edge (H17B03)








Veneer









Ash (V1)
Oak (AA)
Walnut (RR)

MFC

Black (J4)

* Sit/stand desks only

| | CODE | DESCRIPTION | WIDTH | DEPTH | HEIGHT | RSP (£) |
|---|--------|---|-------|-------|----------|---------|
|  | BVA180 | Executive sit-stand desk (with built-in power socket block, grommet and cover for power socket) | 1800 | 850 | 735-1300 | |
| | BVA200 | | 2000 | 850 | 735-1300 | |
|  | BVA181 | Executive sit-stand desk (with built-in power socket block, grommet, cover for power socket and Qi wireless charging) | 1800 | 850 | 735-1300 | |
| | BVA201 | | 2000 | 850 | 735-1300 | |
|  | BVA182 | Executive fixed desk (with built-in power socket block, grommet and cover for power socket) | 1800 | 850 | 740 | |
| | BVA202 | | 2000 | 850 | 740 | |
|  | BVA183 | Executive fixed desk (with built-in power socket block, grommet, cover for power socket and Qi wireless charging) | 1800 | 850 | 740 | |
| | BVA203 | | 2000 | 850 | 740 | |
|  | BVF100 | Fixed R/H pedestal | 1000 | 350 | 580 | |
|  | BVF101 | Fixed L/H pedestal | 1000 | 350 | 580 | |
|  | BVF160 | Pedestal with 2 drawers IMPORTANT: This pedestal must be fixed either to the wall or any type of adjacent Move cupboard | 1600 | 350 | 580 | |

| | CODE | DESCRIPTION | WIDTH | DEPTH | HEIGHT | RSP (£) |
|---|--------|--|-------|-------|--------|---------|
|  | BVE040 | L/H wardrobe, 3 levels and hanging hook | 400 | 450 | 1600 | |
|  | BVE041 | R/H wardrobe, 3 levels and hanging hook | 400 | 450 | 1600 | |
|  | BVE060 | L/H wardrobe, 3 levels and metal pull-out hanging rail | 600 | 450 | 1600 | |
|  | BVE061 | R/H wardrobe, 3 levels and metal pull-out hanging rail | 600 | 450 | 1600 | |
|  | BVE043 | L/H cupboard, 5 levels | 400 | 450 | 1600 | |
|  | BVE044 | R/H cupboard, 5 levels | 400 | 450 | 1600 | |
|  | BVE120 | Wall mounted shelf | 1200 | 350 | 128 | |
| | BVE160 | | 1600 | 350 | 128 | |
|  | ZZZ337 | File railings EU/UK/US | 423 | 50 | 10 | |