



**OptimaPlus**  
Cantilever Desking Range



## OptimaPlus

**Optima Plus** has been designed with focus on providing an innovative wire management solutions. The design enables the swift and effective installation of desktop hardware via discreet apertures in the modesty panels and removable rises within the leg upright.





Technical Specifications



Floor to desk top access via a removable leg cover plate



Removable cable covers allows access to the leg frame vertical channel



Various accessories compatible with Optima Plus desking



Rigid underframe for strength and stability



Modesty panel cable apertures with removable inserts for easy access



Corner leg cable access on Crescent, Symmetrical & 120° workstations



Stylish Square Cable Ports shown with optional desk dividing screens

## Exploded Diagram

OPR16 - Rectangular Desk (1600mm x 800mm x 725mm)







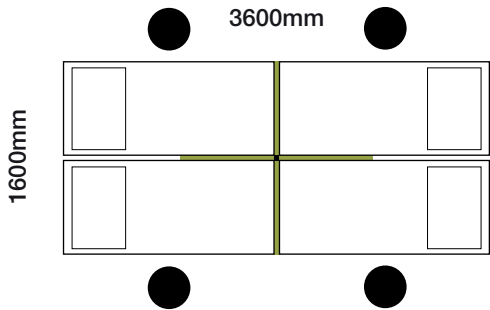
Rectangular Desking

Traditional, rectangular desks can be grouped together or used as individual workstations. This simple design will blend into any office.



Shown:

- |                    |  |                     |
|--------------------|--|---------------------|
| <b>OPR18</b>       | 1800mm Rectangular Desk                        | Laurentii Wenge MFC |
| <b>DMPF</b>        | 3 Drawer Mobile Pedestal                       | Ash MFC             |
| <b>SU8X8ST+CAM</b> | 90° Desk High Storage Unit With Camber Handles | Laurentii Wenge MFC |
| <b>ESS8F</b>       | 800mm Rectangular Fabric System Screen         | Lucia: Madura YB156 |
| <b>ELP375</b>      | Screen Link Post                               |                     |







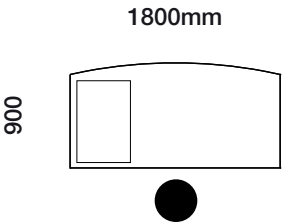
**Bow Fronted Rectangular Desking**

This modern design allows for an informal meeting area at the front of the desk. The slight curve subtly creates a managerial position with the addition of a meeting facility, for situations where meeting extension space is limited.



Shown:

<b>OPRB18</b>	1800mm Bow Fronted Rectangular Desk	White MFC
<b>DMSF</b>	3 Drawer Steel Mobile Pedestal	
<b>DHSU</b>	Single Sided Desk High Mobile Storage Unit	White MFC
<b>NSSC12ST</b>	1200mm High System Storage Unit	English Walnut MFC
<b>NSSC16ST</b>	1600mm High System Storage Unit	English Walnut MFC
<b>BIT10BSPS</b>	System Storage Unit Standard Shelf	
<b>BIT10RFAPS</b>	System Storage Unit Pull Out Vertical Filing Cradle	
<b>ENNHB</b>	Enna Executive High Back Manager Chair	Black Leather
<b>ENN/G</b>	Enna Executive Meeting Chair With Glides	Black Leather








## Radius Executive Desking

This Radius desk provides executive style and individuality, shown with optional black leg plates.



Shown:

**OPRE19RH**  
**DMP4/N**  
**MT04/CIR12**

Radius Executive Desk  
Narrow 4 Drawer Mobile Pedestal  
1200mm Diameter Meeting Table

Autumn Cherry MFC  
Autumn Cherry MFC  
Autumn Cherry MFC

**ENNHB**

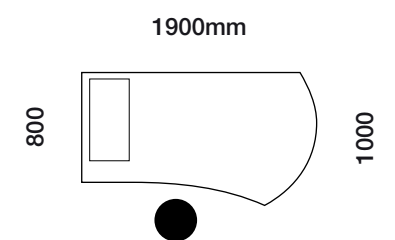
Enna Executive High Back Manager Chair

Black Leather


**ENN/G**

Enna Executive Meeting Chair With Glides

Black Leather







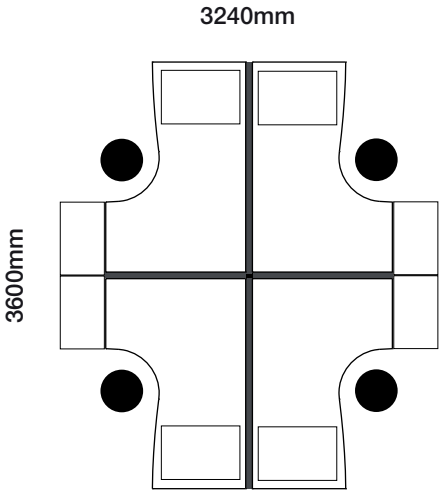
## Crescent Desking

Crescent desking provides the traditional layout suitable for most offices. With its sculptured desk top in various sizes, coupled with dividing privacy screens and pedestals, this traditional layout will create numerous configurations.




Shown:

<b>OPC18LH</b>	1800mm LH Crescent Workstation	White MFC
<b>OPC18RH</b>	1800mm RH Crescent Workstation	White MFC
<b>DMPF</b>	3 Drawer Mobile Pedestal	White MFC
<b>DHPF</b>	3 Drawer Desk High Pedestal	White MFC
<b>ESS18AW</b>	1800mm Rectangular Acrylic System Screen	White Acrylic
<b>ESS12AW</b>	1200mm Rectangular Acrylic System Screen	White Acrylic
<b>ELP375</b>	Screen Link Post	







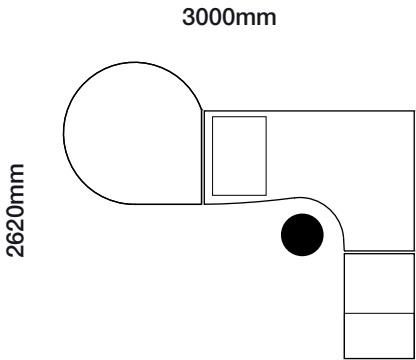
Crescent Workstation

Suitable for a managerial or executive position, the Crescent workstation provides space and ergonomics for the user. Shown with optional Teardrop meeting table and Side filing unit.




Shown:

<b>OPC18RH</b>	1800mm RH Crescent Workstation	Ash MFC
<b>DMPF</b>	3 Drawer Mobile Pedestal	Ash MFC
<b>NSF2/6LH</b>	Side Filing Unit With Overhanging Top	Ash MFC
<b>TD12LH</b>	1200mm LH Diameter Teardrop Meeting Table	Ash MFC
<b>OSUD16/6</b>	1600mm Desk High Combi Storage Unit	Ash MFC
<b>OPCPU</b>	CPU Holder	Black







### Bow Fronted Crescent Workstation

This executive suite is created with the addition of a bow extension meeting table and curved desk high pedestal.



Shown:

**OPCB18LH**  
**DHPF/8L+BOW**  
**BEXT RH**

1800mm Bow Fronted Crescent Workstation  
3 Drawer Desk High Pedestal With Curved Overhanging Top With Bow Handles  
Bow Extension Meeting Table

Chester Oak MFC  
English Walnut MFC  
English Walnut MFC

**ENNHB**

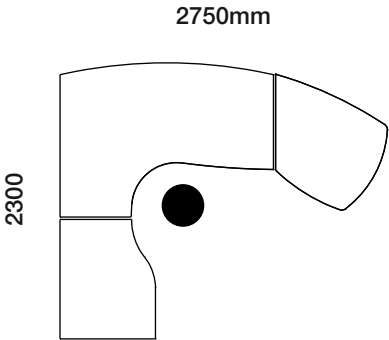
Enna Executive High Back Manager Chair

Black Leather

**ENN/G**

Enna Executive Meeting Chair With Glides

Black Leather







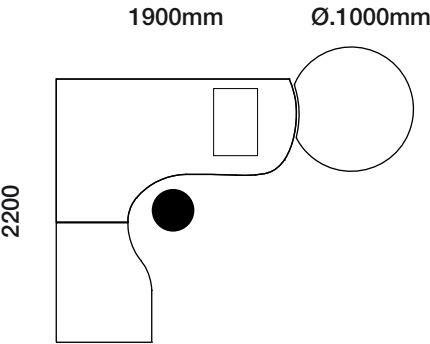
# Radius Crescent Workstation

This executive workstation provides a generous desk area, coupled with a 2 drawer desk high pedestal and an eclipse mobile meeting table. This configuration undoubtedly creates an individual working space.




Shown:

- |                 |   |           |
|-----------------|---|-----------|
| <b>OPRC19LH</b> | 1900mm Radius Crescent Workstation                      | Ash MFC   |
| <b>MET10</b>    | Mobile Eclipse Extension Meeting Table                  | Ash MFC   |
| <b>DMPF</b>     | Mobile Pedestal   | White MFC |
| <b>DHP2/8L</b>  | 2 Drawer Desk High Pedestal With Curved Overhanging Top | Ash MFC   |
| <b>FC3</b>      | 3 Drawer Filing Cabinet                                 | Ash MFC   |
| <b>FC4</b>      | 4 Drawer Filing Cabinet                                 | Ash MFC   |







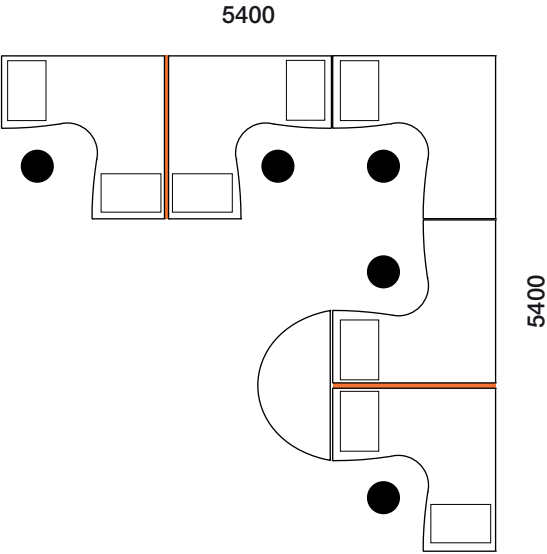
# Symmetrical Desking

Symmetrical desks offer the user additional working space with ergonomic benefits.  
Shown with optional acrylic dividing screens and meeting extension.




Shown:

- |                  |   |                     |
|------------------|---|---------------------|
| <b>OPSC18B</b>   | 1800mmx1800mm Symmetrical Desk - 800mm Ends                   | Ash MFC             |
| <b>DMPF</b>      | 3 Drawer Mobile Pedestal                                      | Ash MFC             |
| <b>OPSCMT16</b>  | Meeting Extension   | Laurentii Wenge MFC |
| <b>ESS18MA/O</b> | 1800mm Rectangular Acrylic System Screen with Management Rail | Orange Acrylic      |
| <b>DTFS A</b>    | A4 In-Out Trays for Management Rail                           | Silver              |







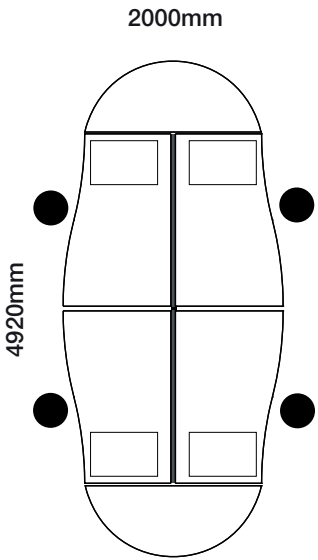
# Single Wave Desking

A Single Wave desk provides additional work surface for the user. This design allows the user to offset a PC, providing more desk space to work. A meeting extension provides an additional surface for use as a meeting point or as a storage area for printers.




Shown:

- |                 |                                       |                    |
|-----------------|---------------------------------------|--------------------|
| <b>OPW18RH</b>  | 1800mm RH Wave Desk (800-1000mm ends) | Ash MFC            |
| <b>OPW18LH</b>  | 1800mm LH Wave Desk (800-1000mm ends) | Ash MFC            |
| <b>DMPF</b>     | 3 Drawer Mobile Pedestal              | Ash MFC            |
| <b>OPSCMT16</b> | Meeting Extension                     | Silver MFC         |
| <b>ESSW18F</b>  | 1800mm Wave Fabric System Screen      | Lucia: Steel YB095 |
| <b>NSF2/6</b>   | Side Filing Unit                      | Ash MFC            |







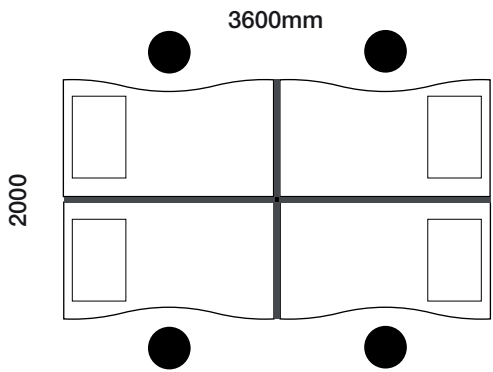
# 1000mm Deep Double Wave Desking

Double Wave desking provides a generous workspace where a PC monitor can be positioned anywhere on the desk top or discreetly in one corner. Optional Wave screens enhance the aesthetics of the desk cluster.



Shown:

- |                  |   |                     |
|------------------|---|---------------------|
| <b>OPDW18/10</b> | 1800mm x 1000mm Wave Desk                 | Ash MFC             |
| <b>DMP4+BAR</b>  | 4 Drawer Mobile Pedestal With Bar Handles | Ash MFC             |
| <b>NSSC7+BAR</b> | Desk High Storage Unit With Bar Handles   | Ash MFC             |
| <b>ESSW18F</b>   | 1800mm Wave Fabric System Screen          | Lucia: Havana YB009 |
| <b>ESSW10F</b>   | 1000mm Wave Fabric System Screen          | Lucia: Havana YB009 |
| <b>ELP375</b>    | Screen Link Post                          |                     |
| <b>CPU</b>       | CPU Holder                                |                     |







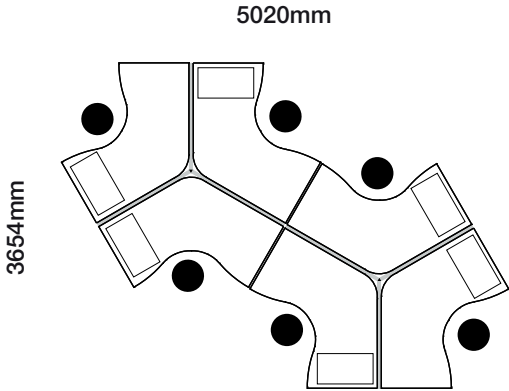
### 120° Desking

120° workstations are ideal for departments where interaction and communication is key to performance. Best suited when configured in clusters of 3, 6, 9 or any multiples of 3.



Shown:

<b>OP120</b>	120° Workstation	Ash MFC
<b>DMPF/N+BOW</b>	3 Drawer Narrow Mobile Pedestal With Bow Handles	Ash MFC
<b>ESSW120F</b>	Wave Fabric System Screen	Lucia: Adobo YB165
<b>ELP375</b>	Desk Mounted System Screen Linking Post	
<b>BS18</b>	1800mm High Open Fronted Bookcase	Ash MFC
<b>NSSCG20+BOW</b>	2000mm High Storage Unit With Opaque Glass Doors - And Bow Handles	Ash MFC







Kidney Desk

This desk lends itself to a contemporary office layout or a reception desk. This individuals desk can easily accommodate a reception shelf if required, shown here as a alternative to glass shelving.



Shown:

- OPK20

DMP4/N

RS14

NSSC20ST

BIT10BSPS

BIT10RFAPS

2000mm Kidney Desk

3 Drawer Narrow Mobile Pedestal

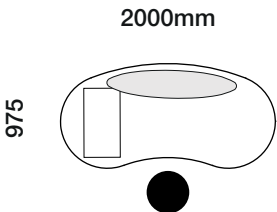
1400mm MFC Reception Shelf

2000mm High System Storage Unit

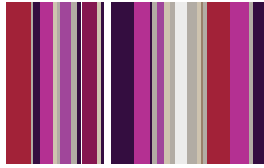
System Storage Unit Standard Shelf

System Storage Unit Pull Out Vertical Filing Cradle

- Ash MFC
- Ash MFC
- Ash MFC







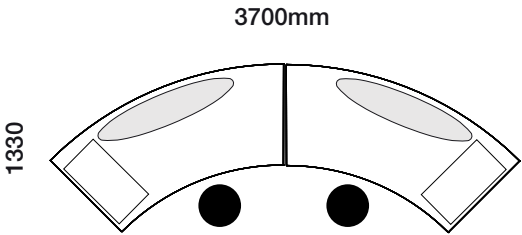
### Radius Reception Desking

As the most important space in the office, where first impressions count, the radius reception desk is designed as a stand-alone module and can be configured as a twin unit. Simple clean curves are enhanced by the optional glass reception shelf.




Shown:

<b>OPRR20</b>	2000mm Radius Reception Desk	White MFC
<b>DMPF/N+SLB</b>	3 Drawer Narrow Mobile Pedestal With Slab Handles	White MFC
<b>RSG14</b>	1400mm Glass Reception Shelf	White MFC
<b>OSUD16/6+SLB</b>	Desk High Combi Storage Unit With Slab Handles	White MFC
<b>ENN</b>	Enna Executive Medium Back Manager Chair	Black Leather







# Reception Desk

This corner Reception Desk creates a unique focal point in any reception area. Visitor access is available on both sides of the unit with an optional glass shelving to enhance the look and create a practical and modern look.

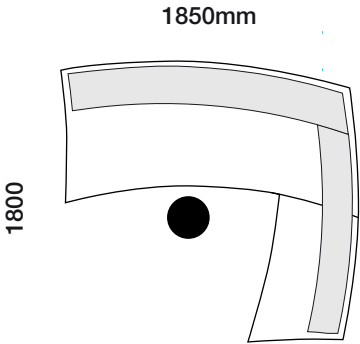


Shown:


OPRD RH  
RSG RH

Reception Desk  
Reception Glass Shelf

Ash MFC







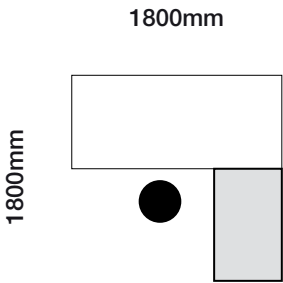
**Secretarial Return**

A Secretarial Return provides additional work surface space. Shown with a Rectangular desk and glass reception shelf.



Shown:

<b>OPSR RH</b>	Secretarial Return RH	Ash MFC
<b>OPR18</b>	Rectangular Desk	Ash MFC
<b>RSG14</b>	1400mm Glass Reception Shelf	
<b>NOSU12/6</b>	1200mm Open Fronted Desk High Storage Unit	Ash MFC



**RECEPTION**







### Square Linking Panel

Square linking workstations connect desking together in either a 2 way configuration (shown) or 3 / 4 way configuration

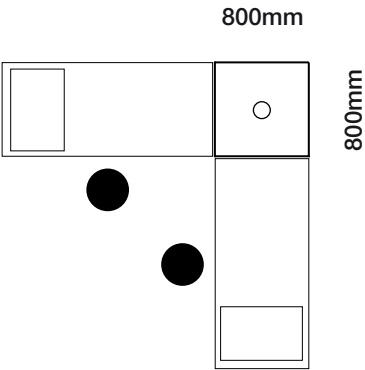


Shown:

OPLU8L  
OPR18  
DMPF

Square Link Panel  
Rectangular Desk  
3 Drawer Mobile Pedestal

Ash MFC  
Laurentii Wenge MFC  
Ash MFC



### Linking Workstation

Linking workstations provide a larger workspace allowing computer peripherals such as printers to be positioned there. Alternatively, the larger Linking workstations allow a workable space for adjacent users.

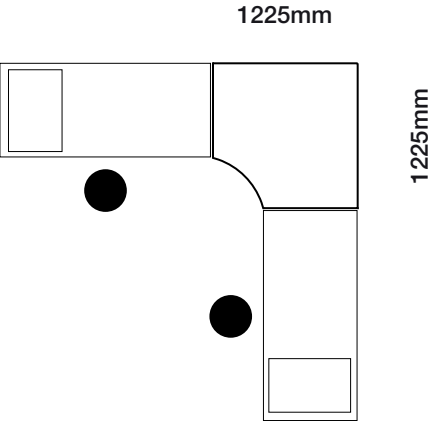


Shown:

OPLW8/6  
OPR18  
DMPF

Linking Workstation  
Rectangular Desk  
3 Drawer Mobile Pedestal

Ash MFC  
Laurentii Wenge MFC  
Ash MFC







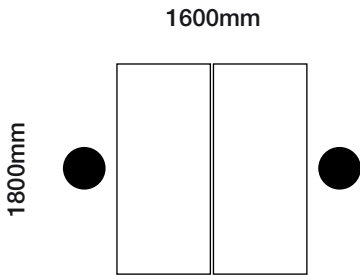
Height Adjustable Desking

In accordance with DDA regulations and promoting good health practices, Optima Plus height adjustable desks and workstations offer manual height adjustment via a rotating handle.




Shown:

OPR18/HA	Manual Rectangular Height Adjustable Desk	Ash MFC
PC8 A0	A0 Plan Chest - 8 Drawer	Ash MFC







# Open Fronted Pedestal Storage Unit

An Open Fronted Pedestal Storage Unit provides the ideal personal storage area to complement the workspace, suitable for storing lever arch or boxfiles.

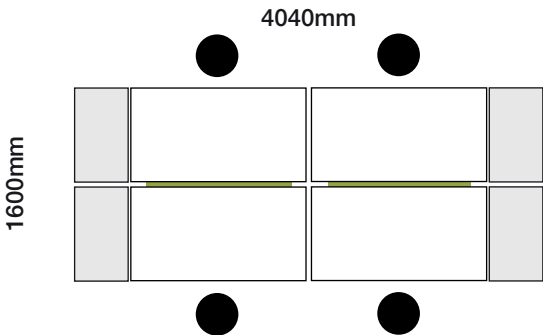


Shown:

**OPR16**  
**DHPF/8+BAR**  
**DHPSU/8**  
**ESS14MA/GX**

**DTFS A**

Ash MFC  
Ash MFC  
Ash MFC  
Green Acrylic

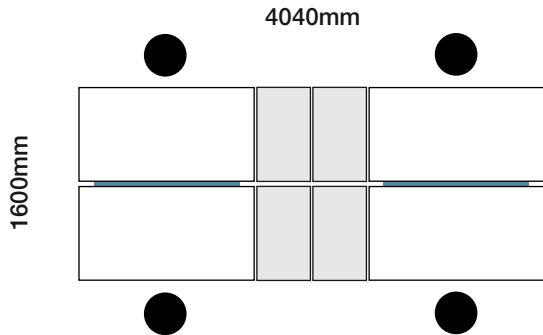


Shown:


**OPR16**  
**DHPF/8+BAR**  
**DHPSU/8**  
**ESS14MA/BX**

**DTFS A**

Ash MFC  
Ash MFC  
Ash MFC  
Blue Acrylic







Conference Table

This contemporary meeting/conference table is supported by two circular pedestal bases. Available in two sizes to accommodate up to 8 persons.

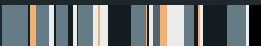
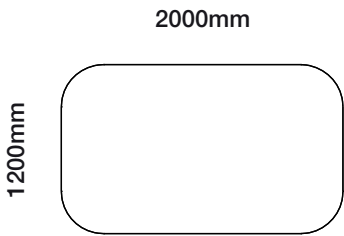


Shown:

OPCONF1CA  
NSU12/6+BOW  
TCG12

2000mm x 1200mm Conference Table  
1200mm Desk High Storage Unit With Bow Handles  
1200mm Glass Fronted Top Storage Unit With Sliding Doors

Ash MFC  
Ash MFC  
Ash MFC



Meeting Table

This meeting table displays smooth lines and curves to soften the look and feel of the room. The top is supported by I-Frame legs and integrated modesty panel.




Shown:

OPDMT16

1600mm x 800mm Single D End Meeting Table

Ash MFC







Flush fitment when not in use



Power & data module is raised for access



Module becomes flush and fully operational



## Conference Table with Square Base

This conference table offers floor to desktop power and data access via the two square uprights. The square base is equipped with height adjustable feet. Shown with optional power and data module.



Shown:

**OPCONF1SA**  
**PPMD4/S**

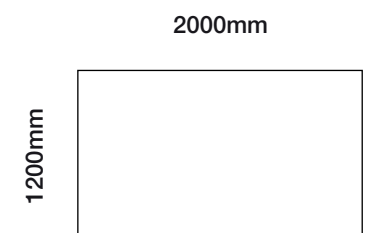
2000mm x 1200mm Conference Table With Square Base  
Power & Data Module Type 2 (4 x Power Sockets & 2 x Data)

Ash MFC  
Silver

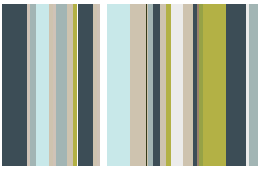
**ENNHB/G**

Enna Executive Meeting Chair With Glides

Black Leather







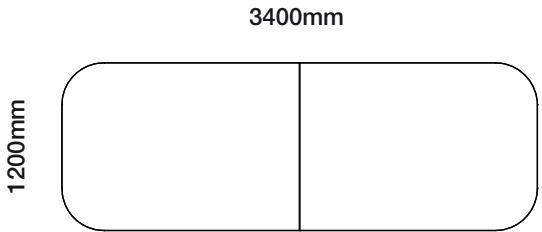
Conference Table

Available in various sizes to cater for any boardroom or meeting space, these Conference Tables remain consistent with the Optima Plus range using the same cantilever leg design.



Shown:

<b>OPCONF2</b>	3400mm x 1200mm Conference Table	Ash MFC
<b>NSU8/6</b>	800mm Desk High Storage Unit	Ash MFC
<b>ENN/G</b>	Enna Meeting Chair With Glides	Black Leather





## Wire Management Tray

A simple way of carrying cables across singular and multiple runs of desking.

Our wire management trays can be ordered with new desks or fitted to existing Optima Plus desking.

The tray provides a platform for our 2, 3 and 4 gang socket modules and weiland cabling, bringing power and data to desktop level through the desktop cable ports



## Space Planning



Our in-house design spacial planning service will create the very best cost effective solution for your business.

A thorough analysis of every departments furniture needs will be carefully planned providing you with a compliant and economic solution to desking, storage and seating.

Using the very latest CAD planning and visualisation software, we can accurately provide stunning 2D plans and 3D visuals.



Desking Styles

Optima Plus offers a comprehensive range of desk configurations and sizes to cater for multiple uses, providing a solution for every office application.



Rectangular Desk




Single Wave Desk



Linking Workstations



Circular Base Meeting Table



Bow Fronted Rectangular Desk



Double Wave Desk



90° Curved Linking Panel



Square Base Meeting Table



D Ended Desk



120° Workstation



Square Link Panel



2400mm Conference Table



Radius Executive Desk



Kidney Desk




Meeting Table



3400mm Conference Table



Crescent Workstation




Radius Reception Desk



Single D End Meeting Table



4800mm Conference Table




Bow Fronted Crescent Workstation




Reception Desk




Double D End Meeting Table



Radius Crescent Workstation



Secretarial Return



Symmetrical Crescent Workstation











Height Adjustable versions available on the following configurations:

- Rectangular
- Bow Fronted Rectangular
- D Ended Rectangular
- Crescent
- Bow Fronted Crescent
- 120 Degree



Contact Sales for more information

Wood & Metalwork Finishes and Optional Accessories




MFC Finishes

				
Ash	Autumn Cherry	Beech	Chester Oak	English Walnut
				
Grey	Grey Nebraska Oak	Laurentii Wenge	Natural Nebraska Oak	White




Veneer Finishes

	
Oak	Walnut







Edging Finishes


White with Black +£25 per top

White with Wenge +£25 per top

White with Plywood +£35 per top

Metalwork Finishes

		
Silver RAL9006 Standard	Black Graphite	White RAL9003

Handle Options

	Metal Camber Handle
	Metal T-Bar Handle
	Metal Slab Handle
	Metal Bow Handle
	Metal Bridge Handle (Standard on System Drawer Pedestals Only)
	Plastic Bridge Handle (Standard)

Please Note: In accordance with our policy of continued development, specifications of furniture may change without prior notice.

Please Note: Whilst every effort has been made to ensure the correct colours in illustrations in this document, there may be a slight colour difference due to the printing process, therefore please refer to our colour and MFC sample swatches prior to ordering.