













Description		Code	W	D	H	Price £				Description		Code	W	D	H	Price £			
Brushed Steel Frame and Base (Standard) / Suffix Code: B = Black, W = White						A	B	C	D	Brushed Steel Frame and Base (Standard) / Suffix Code: B = Black, W = White						A	B	C	D
	Spin circular coffee table	SPCT06	600ø		400						Spin double d-end coffee table	SPCD126	1200	600	400				
	Spin circular meeting table	SPT08 SPT10 SPT12	800ø 1000ø 1200ø		730 730 730						Spin double d-end meeting table	SPTD168 SPTD2010 SPTD2412	1600 2000 2400	800 1000 1200	730 730 730				
	Spin circular poseur table	SPPT06 SPPT08	600ø 800ø		1125 1125						Spin double d-end poseur table	SPPD126 SPPD168	1200 1600	600 800	1125 1125				
	Spin square coffee table	SPCT66	600	600	400						Spin rectangular coffee table	SPCR126	1200	600	400				
	Spin square meeting table	SPT77 SPT88 SPT99 SPT1010	700 800 900 1000	700 800 900 1000	730 730 730 730						Spin rectangular meeting table	SPTR147 SPTR168 SPTR189 SPTR2010	1400 1600 1800 2000	700 800 900 1000	730 730 730 730				
	Spin square poseur table	SPPT66 SPPT77	600 700	600 700	1125 1125						Spin rectangular poseur table	SPPR126 SPPR147	1200 1400	600 700	1125 1125				