



Product Overview

Progress offers complete flexibility with options including fixed height, gas strut and electric height adjustment. Each option can be retrospectively fitted after the initial installation should the user's requirements change. For example, fixed height workstations can be converted to include height adjustment by swapping the leg uprights only and vice versa. All components are fully interchangeable for maximum flexibility. The sit-stand aspect brings significant health benefits encouraging well-being within the office environment. Electric and gas height adjustable options offer a height variance ranging from 685mm to 1185mm (500mm stroke / adjustment). Double benches are supplied with sliding tops as standard, enhancing the flexibility of the desking system.

Horizontal wire management is inclusive under each desk top on both the double and the single options. In addition, a high capacity horizontal cable tray can be specified on double benches when the need for a more comprehensive solution arises. Decorative slab end panels can be retro fitted to both single and double workstations to enhance the aesthetics at the end of a run of workstations when configured in clusters and for single workstations to offer an executive appearance. A full range of meeting and conference tables compliment the Progress range ensuring a comprehensive and flexible portfolio of product. Accessories such as monitor arms, desk top electrics and CPU holders are also compatible with this desking system.

Workstations and Tables

- Rectangular Height Adjustable (Gas Strut)
- Double Bench Height Adjustable (Gas Strut)
- Rectangular Height Adjustable (Electric)
- Double Bench Height Adjustable (Electric)
- Rectangular
- Double Bench
- 120 Degree Height Adjustable (Electric)
- 120 Degree
- Conference Table
- Meeting Table

Accessories

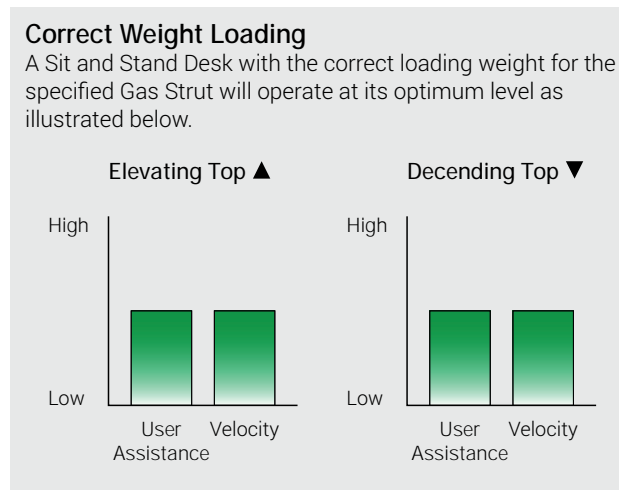
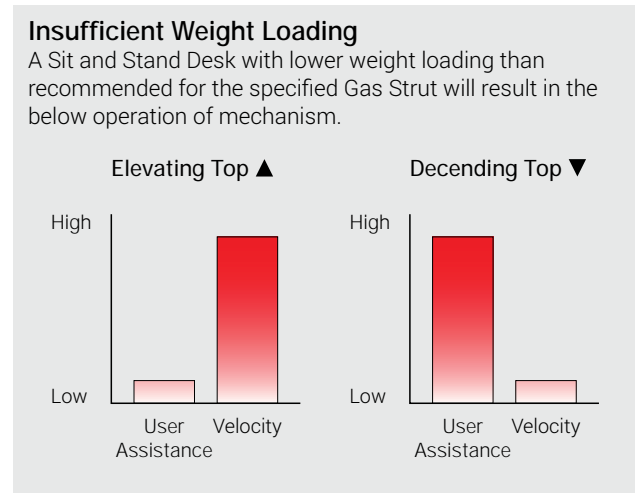
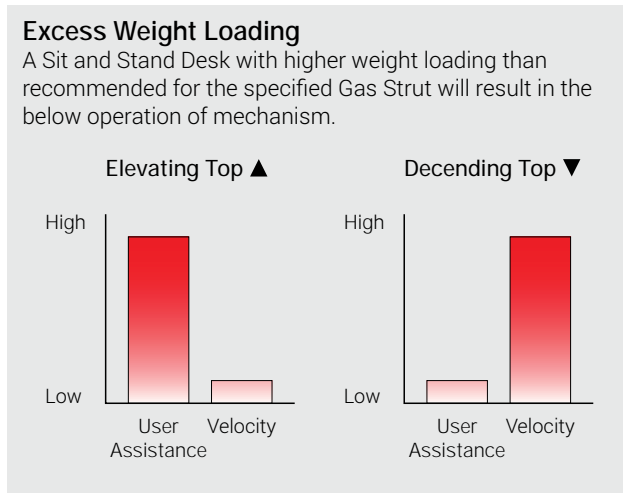
- Decorative Slab End
- Modesty Panel
- Cable Tray
- Linking Plate
- Cable Riser
- CPU Holder
- Monitor Arm
- Fabric Screen
- Acrylic Screen
- MFC Screen
- Acoustic Screen

HOW TO SPECIFY

Progress Gas Strut Height Adjustable Sit and Stand Desks

INTRODUCTION

For optimum performance of Progress Gas Strut Height Adjustable Sit and Stand Desks, it is essential to firstly identify the proposed loading for each desk top. Failure to identify the optimum loading will result in the gas strut providing insufficient or excessive force. See illustrations below:



HOW TO CALCULATE LOADING WEIGHTS

To find the optimum gas strut for both the Rectangular and Double Bench you will need to identify the weights to be loaded onto each individual desk top or suspended from its subframe. On the page opposite are Elite manufactured products which can be specified per desk top, all with their respective weights. No doubt there will be other items you wish to be loaded onto the desk top or suspended from the underframe.

For example:

Desk Top Monitor, Keyboard, Mouse, CPU Tower, Laptop, Printers, Speakers, Telephone, Accessories, Power Modules, Lighting, etc.

The weights of these items will need to be added to the weights of products manufactured by Elite, this will give you the total loading for each individual desk top.

Calculation:

Elite Manufactured Items (kg) + Client Items (kg) = Total Weight (kg)

Once the total weight is known you can specify the Gas Strut required from the options A-F below. The letter must be suffixed to the desk code you require.

/A Below 4.9kg	/B 5.0kg - 9.9kg	/C 10.0kg - 14.9kg	/D 15.0kg - 19.9kg	/E 20.0kg - 24.9kg	/F 25.0kg - 30.0kg
--------------------------	----------------------------	------------------------------	------------------------------	------------------------------	------------------------------

HOW TO SPECIFY

Progress Gas Strut Height Adjustable Sit and Stand Desks

EXAMPLE: Rectangular Desk



Desk: 1400mm Single Desk.
 Loaded Desk Top Weight: 4kg
 Gas Strut: A

CODE: PR14/8/HA/A

EXAMPLE: Double Bench Desk



Desk: 1600mm Double Bench.
 1st Loaded Desk Top Weight: 14kg
 1st Gas Strut: C
 2nd Loaded Desk Top Weight: 27kg
 2nd Gas Strut: F

CODE: P16/16/HA/C/F

ELITE MANUFACTURED PRODUCT WEIGHTS



Progress Modesty Panel
 PRMP18: 7.0kg
 PRMP16: 6.1kg
 PRMP14: 5.2kg



Progress Cable Riser
 PCR/S: 0.4kg
 PCR/W: 0.4kg
 PCR/B: 0.4kg



Progress CPU Holder
 PCPU: 3.4kg
 PCPUW: 3.4kg



TFT Screen Monitor Arm
 2LM2CW/TFC: 3.4kg
 2LM2CW/TFC: 3.4kg



System Screen - Fabric
 ESS18F: 7.8kg
 ESS16F: 6.6kg
 ESS14F: 5.4kg



System Screen - Acrylic
 ESS18A: 5.0kg
 ESS16A: 3.8kg
 ESS14A: 2.6kg



System Screen - MFC
 ESS18MFC: 11.4kg
 ESS16MFC: 10.2kg
 ESS14MFC: 9.0kg



Acoustic Screen - Fabric
 AESS18F: 8.5kg
 AESS16F: 7.6kg
 AESS14F: 6.8kg



System Screen with Management Rail - Fabric
 ESS18MF: 7.8kg
 ESS16MF: 6.6kg
 ESS14MF: 5.4kg



System Screen with Management Rail - Acrylic
 ESS18MA: 5.0kg
 ESS16MA: 3.8kg
 ESS14MA: 2.6kg



System Screen with Management Rail - MFC
 ESS18M/MFC: 11.4kg
 ESS16M/MFC: 10.2kg
 ESS14M/MFC: 9.0kg

PROGRESS

Sit/Stand, Electric & Fixed Workstations
6 Week Lead Time

Metal: Silver RAL 9006 Metalwork as Standard, Black RAL 9005, White RAL 9003 -
+5% Surcharge on Black & White Frame Finish
MFC: Ash, Autumn Cherry, Beech, Grey, Oak, Silver, Walnut, Wenge, White
Edging: White with Black or Wenge - Add £25 to Retail Price Per Top - 25mm Panels Only
White with Plywood - Add £35 to Retail Price Per Top - 25mm Panels Only
Veneer: Ash, Oak, Walnut - Elite cannot guarantee continuity in the appearance of veneer panels.
Elite process pre-veneered boards that cannot be book or colour matched.

Description Code W D H Price

Gas Strut Workstations



Gas Strut Progress Rectangular Height Adjustable Sit & Stand Desk*

Height adjustment via release lever.
Height adjustment 685mm-1185mm.
Includes horizontal cable tray.
Non sliding top.

PR18/8/HA/	1800	800	685-1185
PR16/8/HA/	1600	800	685-1185
PR14/8/HA/	1400	800	685-1185

***Please Note:**
Suffix above codes with relevant Gas Strut Option as shown below
(i.e. PR16/8/HA/C).



Gas Strut Progress Double Bench Height Adjustable Sit & Stand Desk*

Height adjustment via release lever.
Height adjustment 685mm-1185mm.
Includes horizontal cable tray.
Sliding top.

P18/16/HA/ /	1800	1600	685-1185
P16/16/HA/ /	1600	1600	685-1185
P14/16/HA/ /	1400	1600	685-1185

***Please Note:**
Suffix above codes with relevant Gas Strut Option as shown below
(i.e. P16/16/HA/C/D). 1 Gas Strut option for each side of the bench.

Please Note:
See page 17-18 for technical information on how to specify the optimum Gas Strut option.

/A Below 4.9kg	/B 5.0kg - 9.9kg	/C 10.0kg - 14.9kg	/D 15.0kg - 19.9kg	/E 20.0kg - 24.9kg	/F 25.0kg - 30.0kg
--------------------------	----------------------------	------------------------------	------------------------------	------------------------------	------------------------------

Electric Workstations



Progress Electric Rectangular Height Adjustable Sit & Stand Desk

Electric height adjustment via keypad.
Height adjustment 685mm-1185mm.
Anti-Collision device included.
Includes horizontal cable tray.
Non sliding top.
100kg Weight limit evenly distributed per top.

PR18/8/EHA	1800	800	685-1185
PR16/8/EHA	1600	800	685-1185
PR14/8/EHA	1400	800	685-1185



Progress Electric Double Bench Height Adjustable Sit & Stand Desk

Electric height adjustment via keypad.
Height adjustment 685mm-1185mm.
Anti-Collision device included.
Includes horizontal cable tray.
Sliding top.
100kg Weight limit evenly distributed per top.

P18/16/EHA	1800	1600	685-1185
P16/16/EHA	1600	1600	685-1185
P14/16/EHA	1400	1600	685-1185

Fixed Height Workstations



Progress Fixed Height Rectangular Desk

Includes horizontal cable tray.
Non sliding top.

PR18/8	1800	800	725
PR16/8	1600	800	725
PR14/8	1400	800	725



Progress Fixed Height Double Bench Desk

Includes horizontal cable tray.
Sliding top.

P18/16	1800	1600	725
P16/16	1600	1600	725
P14/16	1400	1600	725

PROGRESS

Electric & Fixed Workstations

6 Week Lead Time

Metal: Silver RAL 9006 Metalwork as Standard, Black RAL 9005, White RAL 9003 -
 +5% Surcharge on Black & White Frame Finish
 MFC: Ash, Autumn Cherry, Beech, Grey Oak, Silver, Walnut, Wenge, White
 Edging: White with Black or Wenge - Add £25 to Retail Price Per Top - 25mm Panels Only
 White with Plywood - Add £35 to Retail Price Per Top - 25mm Panels Only
 Veneer: Ash, Oak, Walnut - Elite cannot guarantee continuity in the appearance of veneer panels.
 Elite process pre-veneered boards that cannot be book or colour matched.

Description Code W D H Price

Electric Workstations



Progress Electric 120 Degree Height Adjustable Sit & Stand Desk

Electric height adjustment via keypad.
 Height adjustment 685mm-1185mm.
 Anti-Collision device included.
 Includes 2 horizontal cable trays per top.
 Non sliding top.
 100kg Weight limit evenly distributed per top.

P120/EHA

2920
(Extreme)

800

685-1185

MFC Veneer

Fixed Height Workstations



Progress Fixed Height 120 Degree Desk

Includes 2 horizontal cable trays per top.
 Non sliding top.

P120

2920
(Extreme)

800

725

Progress Single Decorative Slab End*

For use on one end of workstation (For use on both ends, please specify 2 x PSDSE).

PSDSE

800

97

600

Progress Double Decorative Slab End*

For use on one end of workstation (For use on both ends, please specify 2 x PDDSE).

PDDSE

1627




97

600

***Please Note:**

If ordering for use with Progress Double Bench Cable Trays (PRCT), suffix /X.










	Description	Code	W	D	H	Price
	Progress Modesty Panel	PRMP18	1500	-	280	
	Steel modesty panel. Illustrated in red.	PRMP16	1300	-	280	
		PRMP14	1100	-	280	
	Progress Double Bench Cable Tray	PRCT18	1590	200	-	
	Double Bench cable tray. Illustrated in red. Only compatible with Progress workstations purchased after 1st April 2015.	PRCT16	1390	200	-	
		PRCT14	1190	200	-	
	Progress Linking Plate	PFP	-	-	-	
	Compatible with Double Benches & 120 Degree Desking only. Links Progress clusters end to end to ensure a constant/fixed gap of 25mm between worksurfaces to reduce the risk of finger trapping. Illustrated in red.					
	Progress Cable Riser	PCR/S (Silver)	-	-	-	
	Available in Silver (PCR/S), White (PCR/W) & Black (PCR/B). Connects to the right or left hand side of the workstation/Cable Tray. Illustrated in red. Only compatible with Progress Benches with Double Bench Cable Tray (PRCT).	PCR/W (White)	-	-	-	
		PCR/B (Black)	-	-	-	
	Slinky Cable Riser	SCR/S (Silver)	-	-	-	
	Available in Silver (SCR/S), White (SCR/W) & Black (SCR/B).	SCR/W (White)	-	-	-	
		SCR/B (Black)	-	-	-	
	Progress CPU Holder	PCPU (Black)	76-254	-	305-508	
	Available with Black (PCPU) or White (PCPUW) trim. Adjustable CPU holder for PC towers. Rotates a full 360 degrees for complete access to cables & ports. Includes special mounting kit.	PCPUW (White)	76-254	-	305-508	
	TFT Screen Monitor Arm Top Fixing Clamp					
	Monitor with spring assisted tension.					
	Polished Aluminium with Silver Trim	2LM2CS/TFC (Silver)	-	-	-	
	Polished Aluminium with White Trim	2LM2CW/TFC (White)	-	-	-	

PROGRESS

Fixed Conference/Meeting Tables & Accessories

6 Week Lead Time

Metal: Silver RAL 9006 Metalwork as Standard, Black RAL 9005, White RAL 9003 -
 +5% Surcharge on Black & White Frame Finish
 MFC: Ash, Autumn Cherry, Beech, Grey Oak, Silver, Walnut, Wenge, White
 Edging: White with Black or Wenge - Add £25 to Retail Price Per Top - 25mm Panels Only
 White with Plywood - Add £35 to Retail Price Per Top - 25mm Panels Only
 Veneer: Ash, Oak, Walnut - Elite cannot guarantee continuity in the appearance of veneer panels.
 Elite process pre-veneered boards that cannot be book or colour matched.

Description		Code	W	D	H	Price	
						MFC	Veneer
	<p>Progress Rectangular Conference Table with "I" Frame Leg</p> <p>Supplied with a 1400mm underframe. Seating up to 8 people.</p>	PCONF1A	2000	1200	725		
	<p>Progress Rectangular Conference Table with "I" Frame Leg</p> <p>Supplied with a 1800mm underframe. Seating up to 8 people.</p>	PCONF1B	2400	1200	725		
	<p>Progress Rectangular Conference Table with "I" Frame Leg</p> <p>Supplied in 2 x 1700mm sections with 2 x 1400mm underframes. Seating up to 10 people.</p>	PCONF2	3400	1200	725		
	<p>Progress Rectangular Meeting Table with "I" Frame Leg</p> <p>Supplied with a 1600mm underframe. Seating up to 8 people.</p>	PRMT22/10	2200	1000	725		
	<p>Progress Rectangular Meeting Table with "I" Frame Leg</p> <p>Supplied with a 1400mm underframe. Seating up to 8 people.</p>	PRMT20/10	2000	1000	725		
	<p>Progress Rectangular Meeting Table with "I" Frame Leg</p> <p>Supplied with a 1400mm underframe. Seating up to 8 people.</p>	PRMT20/8	2000	800	725		
	<p>Progress Rectangular Meeting Table Cable Tray</p> <p>Rectangular Meeting Table cable tray. Illustrated in red. PRCT34 sold in pairs.</p>	PRCT34 (Pair) PRCT24 PRCT22 PRCT20	900 1300 1100 900	130 130 130 130	75 75 75 75		