







Optima Plus

Conference Tables

Metal: Silver RAL 9006 Metalwork as Standard, Black RAL 9005, White RAL 9003 - +5% Surcharge on Black & White Frame Finish
MFC: Ash, Autumn Cherry, Beech, Grey, Oak, Silver, Walnut, Wenge, White
Edging: White with Black or Wenge - Add £25 to Retail Price Per Top - 25mm Panels Only
White with Plywood - Add £35 to Retail Price Per Top - 25mm Panels Only
Veneer: Ash, Oak, Walnut - Elite cannot guarantee continuity in the appearance of veneer panels.
Elite process pre-veneered boards that cannot be book or colour matched.

Description		Code	W	D	H
	Optima Plus Double D Ended Conference Table 120mm Diameter legs on 685mm diameter bases. Seating up to 8 people.	OPCONF1CA	2000	1200	725
		OPCONF1CB	2400	1200	725
	Optima Plus Rectangular Conference Table 100mm Square legs on 500mm square bases. Seating up to 8 people. Wire managed column.	OPCONF1SA	2000	1200	725
		OPCONF1SB	2400	1200	725
	Optima Plus Double D Ended Conference Table Supplied with 1 x 1320mm (Approx) underframe. 'I' frame leg configuration with modesty panel. Seating up to 8 people.	OPCONF1A	2000	1200	725
	Optima Plus Double D Ended Conference Table Supplied with 1 x 1720mm (Approx) underframe. 'I' frame leg configuration with modesty panel. Seating up to 8 people.	OPCONF1B	2400	1200	725
	Optima Plus Double D Ended Conference Table Supplied in 2 x 1700mm sections with 2 x 1320mm (Approx) underframes. 'I' frame leg configuration with modesty panel. Seating up to 10 people.	OPCONF2	3400	1200	725
	Optima Plus Double D Ended Conference Table Supplied in 2 x 1700mm sections & 1 x centre 1400mm section with 3 x 1320mm (Approx) underframes. 'I' frame leg configuration with modesty panel. Seating up to 14 people.	OPCONF3	4800	1200	725