



# Hive

Designed by Roger Webb Associates

Product Guide

## Flexible furniture for productive people.

- Numerous configuration possibilities
- Optimises use of existing real estate
- Establishes different zones with no need to build walls
- Helps enhance and reinforce organisations' brand and culture
- Integrates power and technology
- Supports diverse working styles
- Creates inspiring environments to attract and retain the best talent
- Enables bespoke design of activity based settings
- Allows visual, territorial and acoustic privacy for individuals and groups

# Hive

## Case studies



Jyske Bank, Denmark



IT Suite, Kirklees College, Huddersfield

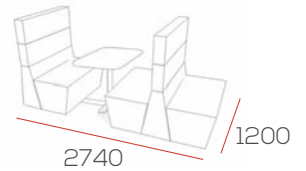


Meeting space, Kirklees College, Huddersfield

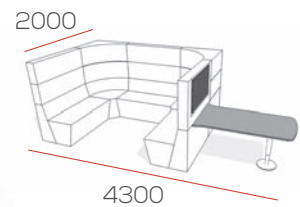
# Collaborate

Example configurations

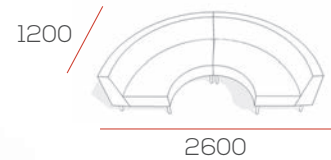
Banquette style booths for working, meeting or eating



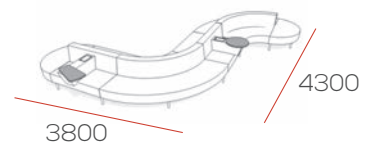

Multi-purpose meeting spaces with integrated TV and work surface for training and presentations



Simple curves create an elegant seating area



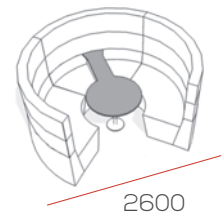
A dynamic sweeping shape creates a statement piece of furniture for communal spaces



## Focus

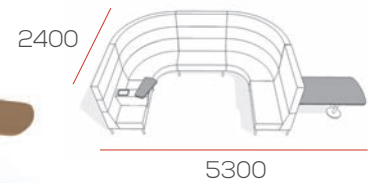
Example configurations

Private pods with excellent noise reduction properties for collaboration or concentration



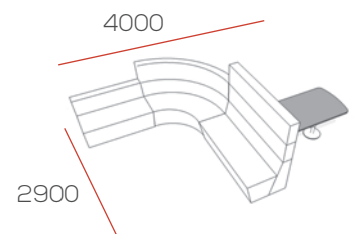

## Learn

Integrated worksurfaces with built in power and data ports encourage seamless working



## Socialise

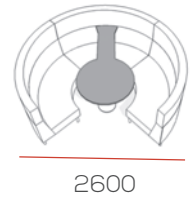
Varying the heights of the screens adds more versatility and interest



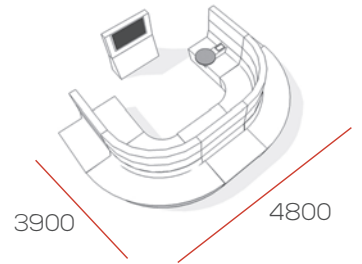
# Socialise

Example configurations

A semi-private meeting area aids team-working and sharing of ideas

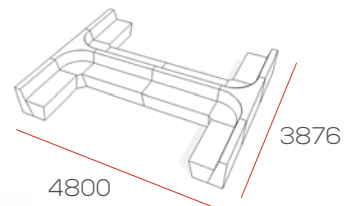


Benches on both sides maximise the number people that can be seated



# Connect

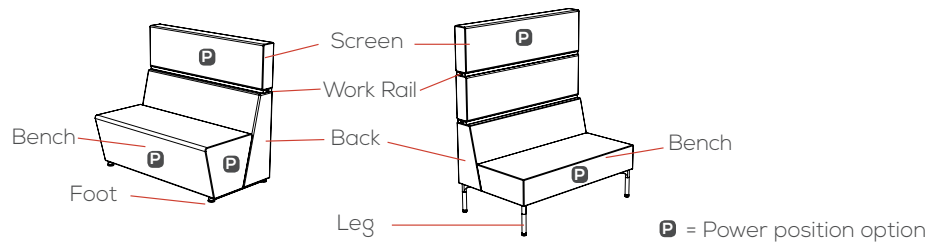
Define social areas with flexible seating



## Core components

Hive's versatility is based around just four modular components: Backs, Benches, Screens and Work Rails.

These modules can be curved or straight and are available in a choice of widths.



## Integrated technology

Hive has been designed to integrate power modules and data points into a number of accessible positions.

Fixed or freestanding TVs and displays can be accommodated in a variety of configurations.



## Accessories

Complete your Hive design with integral work surfaces and tables, with or without integral power units.

An acoustic canopy with lighting creates a private space within an open environment.



Upholstered table



Rotating work surface



Round work surface



Cantilever work surface



Pod with integral work surface and canopy

## Fabrics and finishes

Hive can be upholstered in a wide selection of fabrics and colours. The list of recommended fabrics can be found on our website: [www.connection.uk.com](http://www.connection.uk.com)

Work rails have the ability to support a range of useful accessories and work surfaces.

There are several attractive top options for all work surfaces. Contact us for details.



Work rail detail

## Further information

For more information about Hive and guidance on how to order your Hive configuration, please see the Connection price list, ring us on +44 (0) 1484 600 100 or email [sales@connection.uk.com](mailto:sales@connection.uk.com)

