

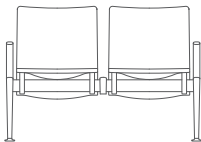


# Destination

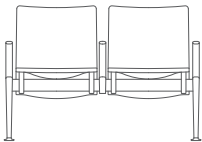
Design by Jonathan Prestwich

Destination designed by Jonathan Prestwich is designed to bring innovation, maximise comfort and increase productivity at transport terminals.

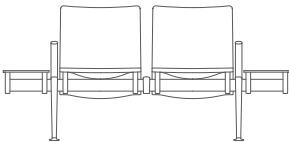
The innovative new design provides passengers with a higher level of comfort, utilising passive ergonomic design to optimise comfort and relaxation with integrated electrical power.



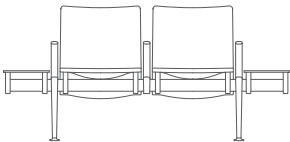
DSTPU-2S



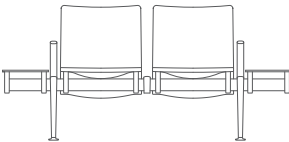
DSTPU-2SA



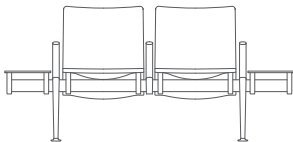
DSTPU-2SBTB



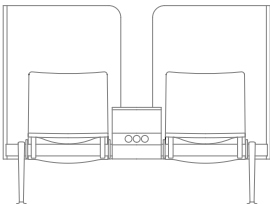
DSTPU-2SBTBA



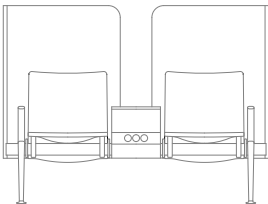
DSTPU-2SHT



DSTPU-2SHTA



DSTPU-2SPTS

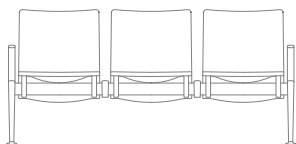


DSTPU-2SPTSA


DSTPU-3S

DSTPU-3SA

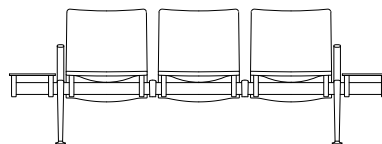
DSTPU-3SBTB



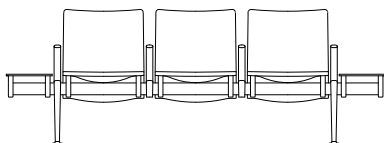
DSTPU-3S



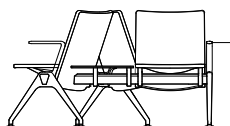
DSTPU-3SA



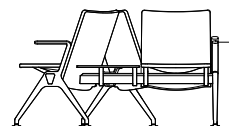
DSTPU-3SBTB



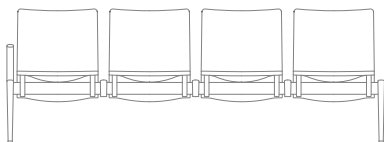
DSTPU-3SBTBA



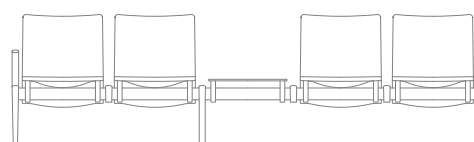
DSTPU-3STRI



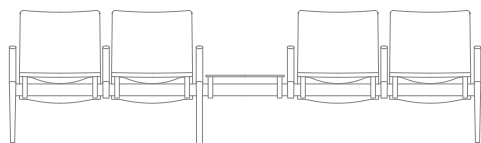
DSTPU-3STRIA



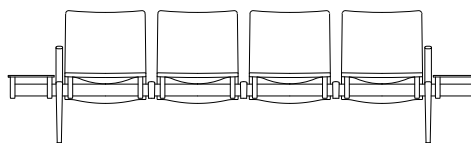
DSTPU-4S



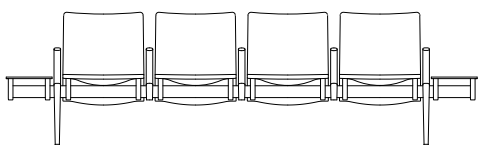
DSTPU-4SA



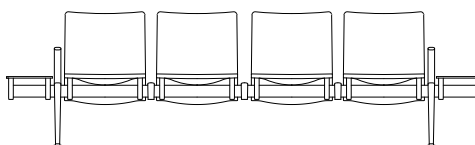
DSTPU-4SAT



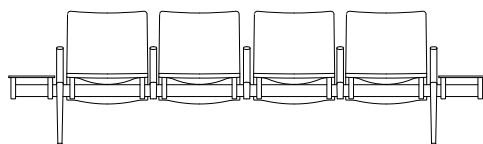
DSTPU-4SBTB



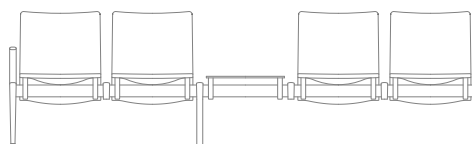
DSTPU-4SBTBA



DSTPU-4SHT



DSTPU-4SHTA




DSTPU-4ST

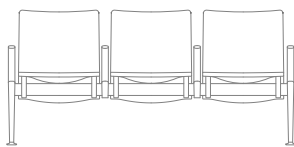


## Design Jonathan Prestwich

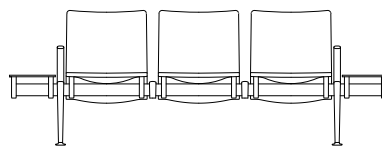
Jonathan's wealth of experience is combined with a desire to make products for the next generation of users. Simple, elegant, innovative products which are influenced by nature and technology.



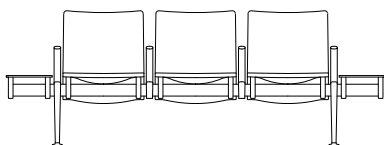
DSTPU-3S



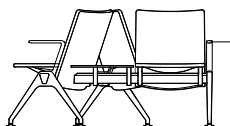
DSTPU-3SA



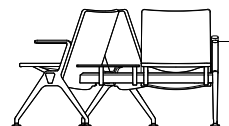
DSTPU-3SBTB



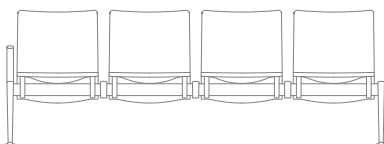
DSTPU-3SBTBA



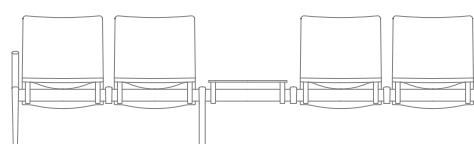
DSTPU-3STRI



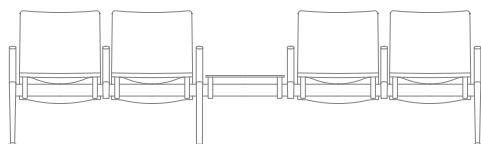
DSTPU-3STRLA



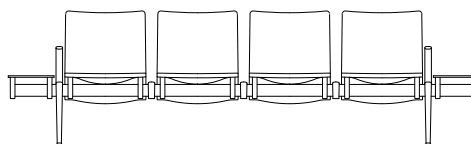
DSTPU-4S



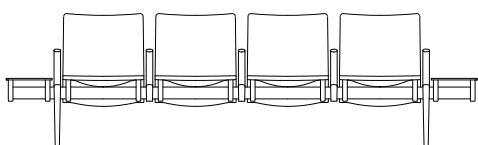
DSTPU-4SA



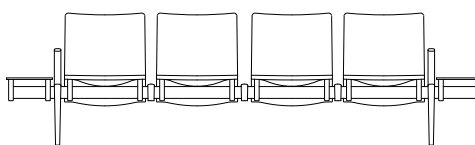
DSTPU-4SAT



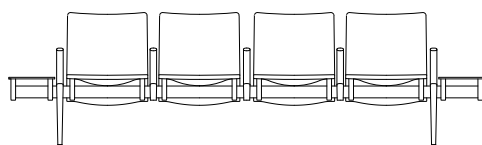
DSTPU-4SBTB



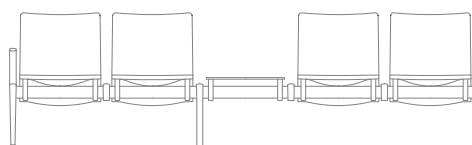
DSTPU-4SBTBA



DSTPU-4SHT



DSTPU-4SHTA



DSTPU-4ST

## Standard Features

(\* - Selected models only)

1" Laminate faced MDF core top with a clear finish edge profile

Steel pedestal base

Plastic glides

## Optional Features

Selection of top shapes and sizes

Low level, dining and poseur height tables available

Edge references available 11, 37, 80, 82

Floor fixing plate

# Environmental Performance

Material Content

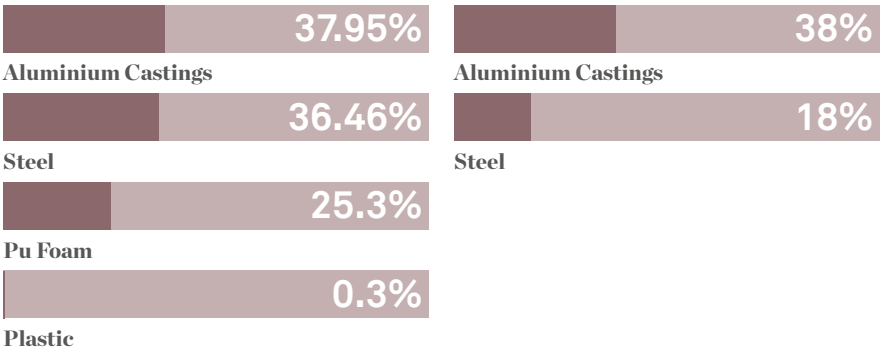
Components are constructed of the following

Recycled Content

Contains up to 56% of Recycled Material

Recyclability

The range is 100% recyclable



100%

## Finish Options

Wire frame available in Polished Chrome and all standard and select mineral powder coat finishes

Laminate tops are available in a selection of finishes from the Allermuir collection

Table edge profile can be stained\*

### Standard Metal Finishes



Polished Chrome

### Select Mineral Finishes

